


FY 2018 PHYSICAL PLAN

Department: State Universities and Colleges (SUCs)
 Agency: Don Honorio Ventura Technological State University
 Operating Unit: N/A
 Organization Code (UACS): 000310000000
 Report Status: SUBMITTED


| Particulars | UACS CODE | Current Year's Accomplishment | | | Physical Target (Budget Year) | | | | Variance | Remarks | |
|--|------------------|-------------------------------|--------------------------|----------------|-------------------------------|----------------|----------------|----------------|----------|---------|---|
| | | Actual Jan.1-Sept.30 | Estimate Oct.1-Dec.30 | Total 5=3+4 | Total 6=7+8+9+10 | 1st Quarter | 2nd Quarter | 3rd Quarter | | | 4th Quarter |
| 1 | 2 | 3 | 4 | 5=3+4 | 6=7+8+9+10 | 7 | 8 | 9 | 10 | 11=6-5 | 12 |
| Part A | | | | | | | | | | | |
| I. Organizational Outcome | | | | | | | | | | | |
| OO : Relevant and quality tertiary education ensured to achieve inclusive growth and access of deserving but poor students to quality tertiary education increased | 3101000000000000 | | | | | | | | | | |
| HIGHER EDUCATION PROGRAM | | | | | | | | | | | |
| Outcome Indicators | | | | | | | | | | | |
| 1. Percentage of first-time licensure exam-takers that pass the licensure exams | | | 85.23% | 85.23% | 42.71% | | | | 42.71% | | Jan., Oct. 2017 PRC Board Passer for DHVTSU covering Archi, ME, LET, ECE, CE,SW,REE examinations. |
| 2. Percentage of graduates (2 years prior) that are employed | | | 62.00% | 62.00% | 61.42% | | | | 61.42% | | |
| Output Indicators | | | | | | | | | | | |
| 1. Percentage of undergraduate student population enrolled in CHED-identified and RDC-identified priority programs | | | 83.34% | 83.34% | 70.94% | | | | 70.94% | | |
| 2. Percentage of undergraduate programs with accreditation | | | 48.14% | 48.14% | 59.25% | | | | 59.25% | | On November 27, 2017 EE and ME will undergo level II accreditation, CE and CIT for level III. |
| OO : Higher education research improved to promote economic productivity and innovation | 3202000000000000 | | | | | | | | | | |
| RESEARCH PROGRAM | | | | | | | | | | | |
| Outcome Indicator | | | | | | | | | | | |
| 1. Number of research outputs in the last three years utilized by the industry or by other beneficiaries | | | 2 | 2 | 1 | | | | 1 | | |
| Output Indicators | | | | | | | | | | | |
| 1. Number of research outputs completed | | | 11 | 11 | 9 | | | | 9 | | |

| Particulars | UACS CODE | Current Year's Accomplishment | | | Physical Target (Budget Year) | | | | Variance | Remarks | |
|---|-----------------|-------------------------------|--------------------------|----------------|-------------------------------|----------------|----------------|----------------|----------|---------|--|
| | | Actual Jan. 1-Sept.30 | Estimate Oct.1-Dec.30 | Total 5=3+4 | Total 6=7+8+9+10 | 1st Quarter | 2nd Quarter | 3rd Quarter | | | 4th Quarter |
| 1 | 2 | 3 | 4 | 5=3+4 | 6=7+8+9+10 | 7 | 8 | 9 | 10 | 11=6-5 | 12 |
| within the year | | | | | | | | | | | |
| 2. Percentage of research outputs published | | 0 | | 0 | 4% | | | | 0.4 | | 4 research outputs over 10 are targeted to be published in ISI, Scopus, Reister Thompson |
| in internationally-refereed or CRED | | | | | | | | | | | |
| recognized journal within the year | | | | | | | | | | | |
| OD : Community engagement increased | 330100000000000 | | | | | | | | | | |
| TECHNICAL ADVISORY EXTENSION PROGRAM | | | | | | | | | | | |
| Outcome Indicator | | | | | | | | | | | |
| 1. Number of active partnerships with LGUs, industries, NGOs, NGAs, SMEs, and other stakeholders as a result of extension activities | | 5 | | 5 | 22 | | | | 22 | | |
| Output Indicators | | | | | | | | | | | |
| 1. Number of trainees weighted by the length of training | | 694 | | 694 | 1,200 | | | | 1,200 | | |
| 2. Number of extension programs organized and supported consistent with the SUC's mandated and priority programs | | 14 | | 14 | 18 | | | | 18 | | |
| 3. Percentage of beneficiaries who rate the training course/s and advisory services as satisfactory or higher in terms of quality and relevance | | 0 | | 0 | 80% | | | | 80% | | |


Prepared By:


Escalona, Arsenio
Planning Services Head / Planning Officer
Date: 21/Nov/2017

In coordination with:


Guinju, Joseph
Financial Services Head / Budget Officer
Date: 21/Nov/2017

Approved By:


Baking, Enrique
Agency Head / Department Secretary
Date: 21/Nov/2017

This report was generated using the Unified Reporting System on 21/11/2017 09:35

BED Level: 01 - Agency Submission (NEP)