


QUARTERLY REPORT OF REVENUE AND OTHER RECEIPTS
As at the Quarter Ending December 31, 2019


Department : State Universities and Colleges (SUCs)
Agency : Don Honorio Ventura Technological State University
Operating Unit : < not applicable >
Organization Code : 08 031 0000000
Fund Cluster : 05 - Internally Generated Funds

Classification/Sources of Revenue and Other Receipts	UACS CODE	REVENUE TARGET (Annual) per BESF	Actual Revenue and Other Receipts Collections					Cumulative Remittance/Deposits to Date			Variance		Remarks
			1st Quarter Ending March 31	2nd Quarter Ending June 30	3rd Quarter Ending Sept. 30	4th Quarter Ending Dec. 31	Total	Remittance to BTr	Deposited with AGDB	TOTAL	Amount	%	
1	2	3	4	5	6	7	8=[(6+(-)7)-8+9]	9	10	11=(9+10)	12=(8-3)	13=(12/3)	14
Internally Generated Funds		401,177,000.00	12,746,700.03	10,142,616.42	6,468,803.67	12,883,034.18	42,241,154.30	0.00	43,520,145.80	43,520,145.80	(358,935,845.70)	-89 %	
Revenue Collections		401,177,000.00	12,746,700.03	10,142,616.42	6,468,803.67	12,883,034.18	42,241,154.30	0.00	43,520,145.80	43,520,145.80	(358,935,845.70)	-89 %	
Cash Revenue		401,177,000.00	12,746,700.03	10,142,616.42	6,468,803.67	12,883,034.18	42,241,154.30	0.00	43,520,145.80	43,520,145.80	(358,935,845.70)	-89 %	
Non-Tax		401,177,000.00	12,746,700.03	10,142,616.42	6,468,803.67	12,883,034.18	42,241,154.30	0.00	43,520,145.80	43,520,145.80	(358,935,845.70)	-89 %	
Registration Fees	4020102000	2,022,000.00	220,250.00	184,740.50	99,674.50	137,500.00	642,165.00	0.00	642,165.00	642,165.00	(1,379,835.00)	-68 %	
Clearance Fees	4020104001	2,080,000.00	322,100.00	337,210.00	350,300.00	204,910.00	1,214,520.00	0.00	1,214,520.00	1,214,520.00	(865,480.00)	-42 %	
Other Verification and Authentication Fees	4020111099	73,000.00	10,050.00	7,600.00	8,900.00	7,070.00	33,620.00	0.00	33,620.00	33,620.00	(39,380.00)	-54 %	
Fines and Penalties - Service Income	4020114000	47,000.00	0.00	0.00	0.00	73,613.86	73,613.86	0.00	73,613.86	73,613.86	26,613.86	57 %	
Other Service Income	4020199099	17,459,000.00	333,160.00	295,620.00	149,330.00	133,200.50	911,310.50	0.00	911,310.50	911,310.50	(16,547,689.50)	-95 %	
Tuition Fees	4020201001	365,489,000.00	11,399,101.00	8,685,974.81	5,445,899.19	11,520,099.73	37,051,074.73	0.00	38,330,066.23	38,330,066.23	(328,437,925.27)	-90 %	1,278,991.50 over-deposited as of Dec. 31, 2019
Seminar/Training Fees	4020204000	9,125,000.00	55,945.00	500.00	500.00	58,260.00	115,205.00	0.00	115,205.00	115,205.00	(9,009,795.00)	-99 %	
Rent/Lease Income	4020205000	1,821,000.00	83,148.53	162,728.78	241,318.75	469,002.39	956,198.45	0.00	956,198.45	956,198.45	(864,801.55)	-47 %	
Income from Hostels/Dormitories and other Like facilities	4020213000	422,000.00	30,350.00	297,700.00	16,700.00	15,000.00	359,750.00	0.00	359,750.00	359,750.00	(62,250.00)	-15 %	
Others	4020221099	382,000.00	22,523.50	25,809.33	16,601.23	74,378.20	139,312.26	0.00	139,312.26	139,312.26	(242,687.74)	-64 %	
Fines and Penalties - Business Income	4020223000	37,000.00	6,262.00	5,338.00	900.00	600.00	13,100.00	0.00	13,100.00	13,100.00	(23,900.00)	-65 %	
Other Business Income	4020299099	2,220,000.00	263,810.00	139,395.00	138,680.00	189,399.50	731,284.50	0.00	731,284.50	731,284.50	(1,488,715.50)	-67 %	
Cash Receipts		0.00	0.00	0.00	0.00	0.00	0.00	0.00	0.00	0.00	0.00	0 %	
Non-Tax		0.00	0.00	0.00	0.00	0.00	0.00	0.00	0.00	0.00	0.00	0 %	
Registration Fees	4020102000	0.00	0.00	0.00	0.00	0.00	0.00	0.00	0.00	0.00	0.00	0 %	
TOTAL		401,177,000.00	12,746,700.03	10,142,616.42	6,468,803.67	12,883,034.18	42,241,154.30	0.00	43,520,145.80	43,520,145.80	(358,935,845.70)	-89 %	

Certified Correct:

JOSEPHIAN PAGSANJAN
Accountant
Date: 2020-01-22 16:44:48.0


Recommending Approval:

LANSANG LUIS M.
Director of Financial Management Services (FMS) or Equivalent
Date: 2020-01-22 16:45:36.0

Approved By:

BAKING ENRIQUE G.
Agency/Entity Head or Authorized Representative
Date: 2020-01-22 16:46:48.0

QUARTERLY REPORT OF REVENUE AND OTHER RECEIPTS
As of the Quarter Ending March 31, 2019
(In Pesos)

Department: State Universities and Colleges (SUCs)			Agency: Don Honorio Ventura Technological State University					Report Status: SUBMITTED						
Operating Unit: N/A			Organization Code (UACS): 08031000000											
CLASSIFICATION / SOURCES OF REVENUE AND OTHER RECEIPTS 1	UACS Code 2	REVENUE TARGET (Annual) 3	ACTUAL REVENUE AND OTHER RECEIPTS COLLECTIONS					CUMULATIVE REMITTANCE / DEPOSITS TO DATE			VARIANCE		REMARKS 14	
			1st Quarter 4	2nd Quarter 5	3rd Quarter 6	4th Quarter 7	TOTAL 8=(4+5+6+7)	Remittance to BTr 9	Deposited with AGDB 10	Total 11=(9+10)	Amount 12=(8-3)	% 13=(12/3)		
General Fund (formerly Fund 101)														
Special Account in the General Fund (formerly Fund 105, 183, 401, 151-159)														
Off-Budget Accounts (formerly Fund 161 to 164, etc.)														
Registration Fees	4020102000	2,022,000.00	220,250.00				220,250.00		220,250.00	220,250.00	(1,801,750.00)	-0.89		
Clearance Fees	4020104001	2,080,000.00	322,100.00				322,100.00		322,100.00	322,100.00	(1,757,900.00)	-0.85		
Other Verification and Authentication Fees	4020111099	73,000.00	10,050.00				10,050.00		10,050.00	10,050.00	(62,950.00)	-0.86		
Fines and Penalties - Service Income	4020114000	47,000.00									(47,000.00)	-1		
Other Service Income	4020199099	17,459,000.00	333,160.00				333,160.00		333,160.00	333,160.00	(17,125,840.00)	-0.98		
Tuition Fees	4020201001	365,489,000.00	11,399,101.00				11,399,101.00		11,399,101.00	11,399,101.00	(354,089,899.00)	-0.97		
Seminar/Training Fees	4020204000	9,125,000.00	55,945.00				55,945.00		55,945.00	55,945.00	(9,069,055.00)	-0.99		
Rent/Lease Income	4020205000	1,821,000.00	83,148.53				83,148.53		83,148.53	83,148.53	(1,737,851.47)	-0.95		
Income from Hostels/Dormitories and other Like facilities	4020213000	422,000.00	30,350.00				30,350.00		30,350.00	30,350.00	(391,650.00)	-0.93		
Others	4020221099	382,000.00	22,523.50				22,523.50		22,523.50	22,523.50	(359,476.50)	-0.94		
Fines and Penalties - Business Income	4020223000	37,000.00	6,262.00				6,262.00		6,262.00	6,262.00	(30,738.00)	-0.83		
Other Business Income	4020299099	2,220,000.00	263,810.00				263,810.00		263,810.00	263,810.00	(1,956,190.00)	-0.88		
Custodial Funds (formerly Fund 101-184, 187)														
TOTAL		401,177,000.00	12,746,700.03				12,746,700.03		12,746,700.03	12,746,700.03	(388,430,299.97)	-0.97		


Certified Correct:

 Genua Josephian
 Agency Chief Accountant
 Date: 10/Apr/2019


Approved By:

 Enrique Baking
 Head of Agency/Department Secretary
 Date: 10/Apr/2019

QUARTERLY REPORT OF REVENUE AND OTHER RECEIPTS
 As of the Quarter Ending June 30, 2019
 (In Pesos)

State Universities abd Colleges (SUCs)												Report Status: SUBMITTED		Remarks
Agency: Don Honorio Ventura State University														
Organization Code (UACS): 080310000000														
CLASSIFICATION / SOURCES OF REVENUE AND OTHER RECEIPTS	UACS Code	REVENUE TARGET (Annual)	ACTUAL REVENUE AND OTHER RECEIPTS COLLECTIONS					CUMULATIVE REMITTANCE /DEPOSITS TO DATE			VARIANCE		14	
			1st Quarter	2nd Quarter	3rd Quarter	4th Quarter	TOTAL	Remittance to BTr	Deposited with AGDB	Total	Amount	%		
1	2	3	4	5	6	7	8=(4+5+6+7)	9	10	11=(9+10)	12=(8-3)	13 = (12 / 3)		
Formerly Fund 101)														
in the General Fund (formerly Fund 105, 183, 401, 151-159)							404,990.50		404,990.50	404,990.50	(1,617,009.50)	(0.80)		
Accounts (formerly Fund 161 to 164, etc.)							659,310.00		659,310.00	659,310.00	(1,420,690.00)	(0.68)		
Fees	4020102000	2,022,000.00	220,250.00	184,740.50			659,310.00		659,310.00	659,310.00	(55,350.00)	(0.76)		
Fees	4020104001	2,080,000.00	322,100.00	337,210.00			17,650.00		17,650.00	17,650.00	(47,000.00)	(1.00)		
Registration and Authentication Fees	4020111099	73,000.00	10,050.00	7,600.00			-		-	-	(16,830,220.00)	(0.96)		
Registration and Authentication Fees	4020114000	47,000.00	-	-			628,780.00		628,780.00	628,780.00	(345,403,924.19)	(0.95)		
Penalties-Service Income	4020199099	17,459,000.00	333,160.00	295,620.00			20,085,075.81		20,085,075.81	20,085,075.81	(9,068,555.00)	(0.99)		
Service Income	4020201001	365,489,000.00	11,399,101.00	8,685,974.81			56,445.00		56,445.00	56,445.00	(1,575,122.69)	(0.86)		
Service Income	4020204000	9,125,000.00	55,945.00	500.00			245,877.31		245,877.31	245,877.31	(93,950.00)	(0.22)		
Training Fees	4020205000	1,821,000.00	83,148.53	162,728.78			328,050.00		328,050.00	328,050.00				
Income	4020213000	422,000.00	30,350.00	297,700.00										
Income							48,332.83		48,332.83	48,332.83	(333,667.17)	(0.87)		
Income							11,600.00		11,600.00	11,600.00	(25,400.00)	(0.69)		
Income							403,205.00		403,205.00	403,205.00	(1,816,795.00)	(0.82)		
Income	4020221099	382,000.00	22,523.50	25,809.33										
Income	4020223000	37,000.00	6,262.00	5,338.00										
Income	4020299099	2,220,000.00	263,810.00	139,395.00										
Income							22,889,316.45		22,889,316.45	22,889,316.45	(378,287,683.55)	(9.61)		
Income		401,177,000.00	12,746,700.03	10,142,616.42										


Certified Correct:

 JOSEPH IAN P. GUINTU
 Accountant IV
 Date:

Approved By:

 ENRIQUE G. BAKING, Ed.D.
 SUC President III
 Date:

QUARTERLY REPORT OF REVENUE AND OTHER RECEIPTS
As at the Quarter Ending September 30, 2019

Department : State Universities and Colleges (SUCs)
 Agency : Don Honorio Ventura Technological State University
 Operating Unit : < not applicable >
 Organization Code : 08 031 0000000
 Fund Cluster : 05 - Internally Generated Funds

Classification/Sources of Revenue and Other Receipts	UACS CODE	REVENUE TARGET (Annual) per BESF	Actual Revenue and Other Receipts Collections					Cumulative Remittance/Deposits to Date			Variance		Remarks
			1st Quarter Ending March 31	2nd Quarter Ending June 30	3rd Quarter Ending Sept. 30	4th Quarter Ending Dec. 31	Total	Remittance to BTr	Deposited with AGDB	TOTAL	Amount	%	
1	2	3	4	5	6	7	8=[(6+(-)7)-8+9]	9	10	11=(9+10)	12=(8-3)	13=(12/3)	14
Internally Generated Funds		401,177,000.00	12,746,700.03	10,142,616.42	140,013,038.67	0.00	162,902,355.12	0.00	162,902,355.12	162,902,355.12	(238,274,844.88)	-59 %	
Revenue Collections		401,177,000.00	12,746,700.03	10,142,616.42	140,013,038.67	0.00	162,902,355.12	0.00	162,902,355.12	162,902,355.12	(238,274,844.88)	-59 %	
Cash Receipts		0.00	0.00	0.00	0.00	0.00	0.00	0.00	0.00	0.00	0.00	0 %	
Non-Tax		0.00	0.00	0.00	0.00	0.00	0.00	0.00	0.00	0.00	0.00	0 %	
Registration Fees	4020102000	0.00	0.00	0.00	0.00	0.00	0.00	0.00	0.00	0.00	0.00	0 %	
Cash Revenue		401,177,000.00	12,746,700.03	10,142,616.42	140,013,038.67	0.00	162,902,355.12	0.00	162,902,355.12	162,902,355.12	(238,274,844.88)	-59 %	
Non-Tax		401,177,000.00	12,746,700.03	10,142,616.42	140,013,038.67	0.00	162,902,355.12	0.00	162,902,355.12	162,902,355.12	(238,274,844.88)	-59 %	
Registration Fees	4020102000	2,022,000.00	220,250.00	184,740.60	99,874.50	0.00	504,865.00	0.00	504,865.00	504,865.00	(1,517,335.00)	-75 %	
Clearance Fees	4020104001	2,080,000.00	322,100.00	337,210.00	350,300.00	0.00	1,009,610.00	0.00	1,009,610.00	1,009,610.00	(1,070,390.00)	-51 %	
Other Verification and Authentication Fees	4020110999	73,000.00	10,050.00	7,600.00	8,900.00	0.00	26,550.00	0.00	26,550.00	26,550.00	(46,450.00)	-64 %	
Fines and Penalties - Service Income	4020114000	47,000.00	0.00	0.00	0.00	0.00	0.00	0.00	0.00	0.00	(47,000.00)	-100 %	
Other Service Income	4020199099	17,459,000.00	333,160.00	295,620.00	149,330.00	0.00	778,110.00	0.00	778,110.00	778,110.00	(16,680,890.00)	-96 %	
Tuition Fees	4020201001	365,489,000.00	11,399,101.00	8,885,974.81	5,445,899.19	0.00	25,530,975.00	0.00	25,530,975.00	25,530,975.00	(339,958,025.00)	-93 %	
Seminar/Training Fees	4020204000	9,125,000.00	55,945.00	500.00	500.00	0.00	56,945.00	0.00	56,945.00	56,945.00	(9,068,055.00)	-99 %	
Rent/Lease Income	4020205000	1,821,000.00	83,148.53	162,728.78	241,318.75	0.00	487,196.06	0.00	487,196.06	487,196.06	(1,333,803.94)	-73 %	
Income from Hostels/Dormitories and other Like facilities	4020213000	422,000.00	30,350.00	297,700.00	16,700.00	0.00	344,750.00	0.00	344,750.00	344,750.00	(77,250.00)	-18 %	
Others	4020221099	382,000.00	22,523.50	25,809.33	16,801.23	0.00	64,934.06	0.00	64,934.06	64,934.06	(317,065.94)	-83 %	
Fines and Penalties - Business Income	4020223000	37,000.00	6,262.00	5,338.00	900.00	0.00	12,500.00	0.00	12,500.00	12,500.00	(24,500.00)	-66 %	
Other Business Income	4020299099	2,220,000.00	263,810.00	139,395.00	138,880.00	0.00	541,885.00	0.00	541,885.00	541,885.00	(1,678,115.00)	-76 %	
Subsidy from other National Government Agencies	4030102000	0.00	0.00	0.00	133,544,235.00	0.00	133,544,235.00	0.00	133,544,235.00	133,544,235.00	133,544,235.00	0 %	
TOTAL		401,177,000.00	12,746,700.03	10,142,616.42	140,013,038.67	0.00	162,902,355.12	0.00	162,902,355.12	162,902,355.12	(238,274,844.88)	-59 %	

Certified Correct:

 QUINTU JOSEPH IAN PAGSANJAN
 Accountant
 Date: 2019-10-21 10:32:29.0

Recommending Approval:

 LANSANG LUIS M.
 Director, FMS
 Date: 2019-10-21 10:33:40.0

Approved By:

 BAKING ENRIQUE G.
 Agency Head
 Date: 2019-10-21 10:35:56.0