

MONTHLY REPORT OF DISBURSEMENTS
For the month of July 2020

Department : State Universities and Colleges (SUCs)
Agency/Entity : Don Honorio Ventura Technological State University
Operating Unit : < not applicable >
Organization Code : 08 031 000000
Fund Cluster : 01 Regular Agency Fund

Main table with columns: Particulars, Current Year Budget (PS, MOOE, FinEx, CO, TOTAL), Prior Year's Budget, Current Year's Accounts Payable (PS, MOOE, FinEx, CO, Sub-Total, TOTAL), SUB-TOTAL, Trust Liabilities (PS, MOOE, CO, TOTAL), Grand Total (PS, MOOE, FinEx, CO, TOTAL), Remarks.

SUMMARY

Summary table with columns: Particulars, Previous Report, This Month, As at Date.

Notes: * The use of NTA is discouraged
Notes: ** Amounts should tally with the grand total disbursement (column 27).

Certified Correct:

Signature
JOSEPH IAN P. GUINTU

Date:

Recommending Approval:

Signature
LUIS M. LANSANG, DPA

Date:

Approved By:

Signature
ENRIQUE S. BAKING, Ed.D.


Date:

MONTHLY REPORT OF DISBURSEMENTS
For the month of August 2020

Department : State Universities and Colleges (SUCs)
Agency/Entity : Don Honorio Ventura Technological State University
Operating Unit : < not applicable >
Organization Code : 08 031 0000000
Fund Cluster : 01 Regular Agency Fund

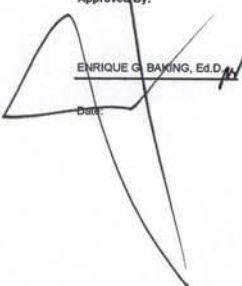
Particulars	Current Year Budget					Prior Year's Budget											Current Year's Accounts Payable					Trust Liabilities					Grand Total					Remarks
	PB	MOOE	FinEx	CO	TOTAL	Prior Year's Accounts Payable					Current Year's Accounts Payable					TOTAL	SUB-TOTAL	Trust Liabilities				Grand Total										
						PB	MOOE	FinEx	CO	Sub-Total	PB	MOOE	FinEx	CO	Sub-Total			PB	MOOE	CO	TOTAL	PB	MOOE	FinEx	CO	TOTAL						
1	2	3	4	5	6=(2+3+4+5)	7	8	9	10	11=(7+8+9+10)	12	13	14	15	16=(12+13+14+15)	17=(11+16)	18=(6+17)	19	20	21	22=(19+20+21)	23	24	25	26	27=(23+24+25+26)	28					
CASH DISBURSEMENTS	22,049,745.81	1,812,098.12	0.00	0.00	23,861,803.93	0.00	0.00	0.00	0.00	0.00	0.00	0.00	0.00	0.00	0.00	0.00	23,861,803.93	0.00	0.00	0.00	0.00	22,049,745.81	1,812,098.12	0.00	0.00	23,861,803.93						
Notice of Cash Allocation (NCA)	22,049,745.81	1,812,098.12	0.00	0.00	23,861,803.93	0.00	0.00	0.00	0.00	0.00	0.00	0.00	0.00	0.00	0.00	0.00	23,861,803.93	0.00	0.00	0.00	0.00	22,049,745.81	1,812,098.12	0.00	0.00	23,861,803.93						
MDS Checks Issued	10,895,838.48	828,738.92	0.00	0.00	11,722,574.40	0.00	0.00	0.00	0.00	0.00	0.00	0.00	0.00	0.00	0.00	0.00	11,722,574.40	0.00	0.00	0.00	0.00	10,895,838.48	828,738.92	0.00	0.00	11,722,574.40						
Advice to Debit Account	11,153,907.33	985,322.20	0.00	0.00	12,139,229.53	0.00	0.00	0.00	0.00	0.00	0.00	0.00	0.00	0.00	0.00	0.00	12,139,229.53	0.00	0.00	0.00	0.00	11,153,907.33	985,322.20	0.00	0.00	12,139,229.53						
Notice of Transfer Allocations (NTA)	0.00	0.00	0.00	0.00	0.00	0.00	0.00	0.00	0.00	0.00	0.00	0.00	0.00	0.00	0.00	0.00	0.00	0.00	0.00	0.00	0.00	0.00	0.00	0.00	0.00	0.00	0.00					
MDS Checks Issued	0.00	0.00	0.00	0.00	0.00	0.00	0.00	0.00	0.00	0.00	0.00	0.00	0.00	0.00	0.00	0.00	0.00	0.00	0.00	0.00	0.00	0.00	0.00	0.00	0.00	0.00	0.00	0.00				
Advice to Debit Account	0.00	0.00	0.00	0.00	0.00	0.00	0.00	0.00	0.00	0.00	0.00	0.00	0.00	0.00	0.00	0.00	0.00	0.00	0.00	0.00	0.00	0.00	0.00	0.00	0.00	0.00	0.00	0.00				
Working Fund for FAPs	0.00	0.00	0.00	0.00	0.00	0.00	0.00	0.00	0.00	0.00	0.00	0.00	0.00	0.00	0.00	0.00	0.00	0.00	0.00	0.00	0.00	0.00	0.00	0.00	0.00	0.00	0.00	0.00	0.00			
Cash Disbursement Calling (CDC)	0.00	0.00	0.00	0.00	0.00	0.00	0.00	0.00	0.00	0.00	0.00	0.00	0.00	0.00	0.00	0.00	0.00	0.00	0.00	0.00	0.00	0.00	0.00	0.00	0.00	0.00	0.00	0.00	0.00			
TOTAL CASH DISBURSEMENTS	22,049,745.81	1,812,098.12	0.00	0.00	23,861,803.93	0.00	0.00	0.00	0.00	0.00	0.00	0.00	0.00	0.00	0.00	0.00	23,861,803.93	0.00	0.00	0.00	0.00	22,049,745.81	1,812,098.12	0.00	0.00	23,861,803.93						
NON-CASH DISBURSEMENTS	1,072,933.77	20,277.13	0.00	0.00	1,093,210.90	0.00	0.00	0.00	0.00	0.00	0.00	0.00	0.00	0.00	0.00	0.00	1,093,210.90	0.00	0.00	0.00	0.00	1,072,933.77	20,277.13	0.00	0.00	1,093,210.90						
Tax Remittance Advances Issued (TRA)	1,072,933.77	20,277.13	0.00	0.00	1,093,210.90	0.00	0.00	0.00	0.00	0.00	0.00	0.00	0.00	0.00	0.00	0.00	1,093,210.90	0.00	0.00	0.00	0.00	1,072,933.77	20,277.13	0.00	0.00	1,093,210.90						
Non-Cash Availment Authority (NCAA)	0.00	0.00	0.00	0.00	0.00	0.00	0.00	0.00	0.00	0.00	0.00	0.00	0.00	0.00	0.00	0.00	0.00	0.00	0.00	0.00	0.00	0.00	0.00	0.00	0.00	0.00	0.00	0.00	0.00			
Disbursements effected through outright deductions from claims (please specify: 1. Overpayment of expenses e.g. personnel benefits)	0.00	0.00	0.00	0.00	0.00	0.00	0.00	0.00	0.00	0.00	0.00	0.00	0.00	0.00	0.00	0.00	0.00	0.00	0.00	0.00	0.00	0.00	0.00	0.00	0.00	0.00	0.00	0.00	0.00			
Restitution for loss of government property	0.00	0.00	0.00	0.00	0.00	0.00	0.00	0.00	0.00	0.00	0.00	0.00	0.00	0.00	0.00	0.00	0.00	0.00	0.00	0.00	0.00	0.00	0.00	0.00	0.00	0.00	0.00	0.00	0.00	0.00		
Liquidated damages and similar claims	0.00	0.00	0.00	0.00	0.00	0.00	0.00	0.00	0.00	0.00	0.00	0.00	0.00	0.00	0.00	0.00	0.00	0.00	0.00	0.00	0.00	0.00	0.00	0.00	0.00	0.00	0.00	0.00	0.00	0.00		
Others (e.g. TEF, IT, Docs Stamp, etc.)	0.00	0.00	0.00	0.00	0.00	0.00	0.00	0.00	0.00	0.00	0.00	0.00	0.00	0.00	0.00	0.00	0.00	0.00	0.00	0.00	0.00	0.00	0.00	0.00	0.00	0.00	0.00	0.00	0.00	0.00		
TOTAL NON-CASH DISBURSEMENTS	1,072,933.77	20,277.13	0.00	0.00	1,093,210.90	0.00	0.00	0.00	0.00	0.00	0.00	0.00	0.00	0.00	0.00	0.00	1,093,210.90	0.00	0.00	0.00	0.00	1,072,933.77	20,277.13	0.00	0.00	1,093,210.90						
GRAND TOTAL	23,122,679.58	1,832,375.25	0.00	0.00	24,955,014.83	0.00	0.00	0.00	0.00	0.00	0.00	0.00	0.00	0.00	0.00	0.00	24,955,014.83	0.00	0.00	0.00	0.00	23,122,679.58	1,832,375.25	0.00	0.00	24,955,014.83						

Particulars	Previous Report	This Month	As at Date
(1)	(2)	(3)	(4)
Total Disbursement Authorities Received	0.00	0.00	0.00
NCA	0.00	0.00	0.00
NTA	0.00	0.00	0.00
Working Fund	0.00	0.00	0.00
TRA	0.00	0.00	0.00
CDC	0.00	0.00	0.00
NCAA	0.00	0.00	0.00
Less: Notice of Transfer of Allocations (NTA) issued	0.00	0.00	0.00
Total Disbursement Authorities Available	0.00	0.00	0.00
Less:	0.00	0.00	0.00
Lapsed NCA	0.00	0.00	0.00
Disbursements	0.00	0.00	0.00
Less: Other Non-Cash Disbursements	0.00	0.00	0.00
Disbursements effected through outright deductions from claims	0.00	0.00	0.00
Overpayment of expenses (e.g. personnel benefits)	0.00	0.00	0.00
Restitution for loss of government property	0.00	0.00	0.00
Liquidated damages and similar claims	0.00	0.00	0.00
Others (e.g. TEF, IT, Docs Stamp, etc.)	0.00	0.00	0.00
Adjustees: Adjustments (e.g. cancelled/stated checks)	0.00	0.00	0.00
Balance of Disbursement Authorities as at date	0.00	0.00	0.00
Total Disbursements Program	0.00	0.00	0.00
Less: *Actual Disbursements	0.00	0.00	0.00
(Over)/Under spending	0.00	0.00	0.00
Notes: * The use of NTA is discouraged			
Notes: ** Amounts should tally with the grand total disbursement (column 27).			

Certified Correct:

JOSEPH IAN P. GUINTU
Date:

Recommending Approval:

LUISSOM LANSANG, DPA
Date:

Approved By:

ENRIQUE G. BAKING, Ed.D.
Date:

MONTHLY REPORT OF DISBURSEMENTS
For the month of September 2020

Department : State Universities and Colleges (SUCs)
Agency/Entity : Don Honorio Ventura Technological State University
Operating Unit : < not applicable >
Organization Code : 08 031 000000
Fund Cluster : 01 Regular Agency Fund

Particulars	Current Year Budget					Prior Year's Budget											Trust Liabilities					Grand Total					Remarks						
	PS	MOOE	FinEx	CO	TOTAL	Prior Year's Accounts Payable					Current Year's Accounts Payable					SUB-TOTAL	TOTAL	PS	MOOE	CO	TOTAL	PS	MOOE	FinEx	CO	TOTAL							
						7	8	9	10	11=(7+8+9+10)	12	13	14	15	16=(12+13+14+15)													17=(11+16)	18=(8+17)	19	20	21	22=(19+20+21)
CASH DISBURSEMENTS	18,651,545.03	2,067,775.62	0.00	0.00	20,719,320.65	0.00	0.00	0.00	154,320.85	154,320.85	0.00	0.00	0.00	0.00	0.00	154,320.85	20,893,641.50	0.00	0.00	0.00	0.00	18,651,545.03	2,067,775.62	0.00	154,320.85	20,893,641.50	0.00	18,651,545.03	2,067,775.62	0.00	154,320.85	20,893,641.50	0.00
Notice of Cash Allocation (NCA)	18,651,545.03	2,067,775.62	0.00	0.00	20,719,320.65	0.00	0.00	0.00	154,320.85	154,320.85	0.00	0.00	0.00	0.00	0.00	154,320.85	20,893,641.50	0.00	0.00	0.00	0.00	18,651,545.03	2,067,775.62	0.00	154,320.85	20,893,641.50	0.00	18,651,545.03	2,067,775.62	0.00	154,320.85	20,893,641.50	0.00
MDS Checks Issued	9,093,318.90	1,391,934.13	0.00	0.00	10,485,253.03	0.00	0.00	0.00	154,320.85	154,320.85	0.00	0.00	0.00	0.00	0.00	154,320.85	10,639,573.88	0.00	0.00	0.00	0.00	9,093,318.90	1,391,934.13	0.00	154,320.85	10,639,573.88	0.00	9,093,318.90	1,391,934.13	0.00	154,320.85	10,639,573.88	0.00
Advice to Debit Account	9,558,226.13	695,841.49	0.00	0.00	10,254,067.62	0.00	0.00	0.00	0.00	0.00	0.00	0.00	0.00	0.00	0.00	0.00	10,254,067.62	0.00	0.00	0.00	0.00	9,558,226.13	695,841.49	0.00	0.00	10,254,067.62	0.00	9,558,226.13	695,841.49	0.00	0.00	10,254,067.62	0.00
Notice of Transfer Allocations (NTA)	0.00	0.00	0.00	0.00	0.00	0.00	0.00	0.00	0.00	0.00	0.00	0.00	0.00	0.00	0.00	0.00	0.00	0.00	0.00	0.00	0.00	0.00	0.00	0.00	0.00	0.00	0.00	0.00	0.00	0.00	0.00	0.00	0.00
MDS Checks Issued	0.00	0.00	0.00	0.00	0.00	0.00	0.00	0.00	0.00	0.00	0.00	0.00	0.00	0.00	0.00	0.00	0.00	0.00	0.00	0.00	0.00	0.00	0.00	0.00	0.00	0.00	0.00	0.00	0.00	0.00	0.00	0.00	0.00
Advice to Debit Account	0.00	0.00	0.00	0.00	0.00	0.00	0.00	0.00	0.00	0.00	0.00	0.00	0.00	0.00	0.00	0.00	0.00	0.00	0.00	0.00	0.00	0.00	0.00	0.00	0.00	0.00	0.00	0.00	0.00	0.00	0.00	0.00	0.00
Working Fund for FAAs	0.00	0.00	0.00	0.00	0.00	0.00	0.00	0.00	0.00	0.00	0.00	0.00	0.00	0.00	0.00	0.00	0.00	0.00	0.00	0.00	0.00	0.00	0.00	0.00	0.00	0.00	0.00	0.00	0.00	0.00	0.00	0.00	0.00
Cash Disbursement Ceiling (CDC)	0.00	0.00	0.00	0.00	0.00	0.00	0.00	0.00	0.00	0.00	0.00	0.00	0.00	0.00	0.00	0.00	0.00	0.00	0.00	0.00	0.00	0.00	0.00	0.00	0.00	0.00	0.00	0.00	0.00	0.00	0.00	0.00	0.00
TOTAL CASH DISBURSEMENTS	18,651,545.03	2,067,775.62	0.00	0.00	20,719,320.65	0.00	0.00	0.00	154,320.85	154,320.85	0.00	0.00	0.00	0.00	0.00	154,320.85	20,893,641.50	0.00	0.00	0.00	0.00	18,651,545.03	2,067,775.62	0.00	154,320.85	20,893,641.50	0.00	18,651,545.03	2,067,775.62	0.00	154,320.85	20,893,641.50	0.00
NON-CASH DISBURSEMENTS	1,212,384.54	40,979.14	0.00	0.00	1,253,363.68	0.00	0.00	0.00	0.00	0.00	0.00	0.00	0.00	0.00	0.00	0.00	1,253,363.68	0.00	0.00	0.00	0.00	1,212,384.54	40,979.14	0.00	0.00	1,253,363.68	0.00	1,212,384.54	40,979.14	0.00	0.00	1,253,363.68	0.00
Tax Remittance Advices Issued (TRA)	1,212,384.54	40,979.14	0.00	0.00	1,253,363.68	0.00	0.00	0.00	0.00	0.00	0.00	0.00	0.00	0.00	0.00	0.00	1,253,363.68	0.00	0.00	0.00	0.00	1,212,384.54	40,979.14	0.00	0.00	1,253,363.68	0.00	1,212,384.54	40,979.14	0.00	0.00	1,253,363.68	0.00
Non-Cash Assessment Authority (NCAA)	0.00	0.00	0.00	0.00	0.00	0.00	0.00	0.00	0.00	0.00	0.00	0.00	0.00	0.00	0.00	0.00	0.00	0.00	0.00	0.00	0.00	0.00	0.00	0.00	0.00	0.00	0.00	0.00	0.00	0.00	0.00	0.00	
Disbursements effected through outright deductions from claims (release specific)	0.00	0.00	0.00	0.00	0.00	0.00	0.00	0.00	0.00	0.00	0.00	0.00	0.00	0.00	0.00	0.00	0.00	0.00	0.00	0.00	0.00	0.00	0.00	0.00	0.00	0.00	0.00	0.00	0.00	0.00	0.00	0.00	
Overpayment of expenses (e.g. personnel benefits)	0.00	0.00	0.00	0.00	0.00	0.00	0.00	0.00	0.00	0.00	0.00	0.00	0.00	0.00	0.00	0.00	0.00	0.00	0.00	0.00	0.00	0.00	0.00	0.00	0.00	0.00	0.00	0.00	0.00	0.00	0.00	0.00	
Restitution for loss of government property	0.00	0.00	0.00	0.00	0.00	0.00	0.00	0.00	0.00	0.00	0.00	0.00	0.00	0.00	0.00	0.00	0.00	0.00	0.00	0.00	0.00	0.00	0.00	0.00	0.00	0.00	0.00	0.00	0.00	0.00	0.00	0.00	
Liquidated damages and similar claims	0.00	0.00	0.00	0.00	0.00	0.00	0.00	0.00	0.00	0.00	0.00	0.00	0.00	0.00	0.00	0.00	0.00	0.00	0.00	0.00	0.00	0.00	0.00	0.00	0.00	0.00	0.00	0.00	0.00	0.00	0.00	0.00	
Others (e.g. TEF, BT, Documentary Stamp Tax, etc.)	0.00	0.00	0.00	0.00	0.00	0.00	0.00	0.00	0.00	0.00	0.00	0.00	0.00	0.00	0.00	0.00	0.00	0.00	0.00	0.00	0.00	0.00	0.00	0.00	0.00	0.00	0.00	0.00	0.00	0.00	0.00	0.00	
TOTAL NON-CASH DISBURSEMENTS	1,212,384.54	40,979.14	0.00	0.00	1,253,363.68	0.00	0.00	0.00	0.00	0.00	0.00	0.00	0.00	0.00	0.00	0.00	1,253,363.68	0.00	0.00	0.00	0.00	1,212,384.54	40,979.14	0.00	0.00	1,253,363.68	0.00	1,212,384.54	40,979.14	0.00	0.00	1,253,363.68	0.00
GRAND TOTAL	19,863,929.57	2,128,754.76	0.00	0.00	21,992,684.33	0.00	0.00	0.00	154,320.85	154,320.85	0.00	0.00	0.00	0.00	0.00	154,320.85	22,147,005.18	0.00	0.00	0.00	0.00	19,863,929.57	2,128,754.76	0.00	154,320.85	22,147,005.18	0.00	19,863,929.57	2,128,754.76	0.00	154,320.85	22,147,005.18	0.00

SUMMARY

Particulars	Previous Report	This Month	As at Date
(1)	(2)	(3)	(4)
Total Disbursement Authorities Received	0.00	0.00	0.00
NCA	0.00	0.00	0.00
NTA	0.00	0.00	0.00
Working Fund	0.00	0.00	0.00
TRA	0.00	0.00	0.00
CDC	0.00	0.00	0.00
NCAA	0.00	0.00	0.00
Less: Notice of Transfer of Allocations (NTA) issued	0.00	0.00	0.00
Total Disbursement Authorities Available	0.00	0.00	0.00
Less:	0.00	0.00	0.00
Lapsed NCA	0.00	0.00	0.00
Disbursements	0.00	0.00	0.00
Less: Other Non-Cash Disbursements	0.00	0.00	0.00
Disbursements effected through outright deductions from claims	0.00	0.00	0.00
Overpayment of expenses (e.g. personnel benefits)	0.00	0.00	0.00
Restitution for loss of government property	0.00	0.00	0.00
Liquidated damages and similar claims	0.00	0.00	0.00
Others (e.g. TEF, BT, Docs Stamp, etc.)	0.00	0.00	0.00
Add: Less: Adjustments (e.g. cancelled/detested checks)	0.00	0.00	0.00
Balance of Disbursement Authorities as at date	0.00	0.00	0.00
Total Disbursements Program	0.00	0.00	0.00
Less: Actual Disbursements	0.00	0.00	0.00
(Over)/Under spending	0.00	0.00	0.00


Notes: * The use of NTA is discouraged
Notes: ** Amounts should tally with the grand total disbursement (column 27).

Certified Correct:

JOSEPH IAN P. GUINTU
Date:

Recommending Approval:

LUIS M. LANSANG, CPA
Date:

Approved By:

ENRIQUE G. BAKING, Ed.D.
Date: