

STATEMENT OF APPROPRIATIONS, ALLOTMENTS, OBLIGATIONS, DISBURSEMENTS AND BALANCES
As at the Quarter Ending December 31, 2020

Department : State Universities and Colleges (SUCs)
Agency/Entity : Don Honorio Ventura Technological State University
Operating Unit : < not applicable >
Organization Code : 08 031 000000
Fund Cluster : 01 Regular Agency Fund
(e.g. UACS Fund Cluster: 01-Regular Agency Fund, 03-Foreign Assisted Projects Fund, 03-Special Account-Locally Funded/Domestic Grants Fund, and 04-Special Account-Foreign Assisted/Foreign Grants Fund)

Table with 2 columns: Category (Current Year Appropriations, Supplemental, Continuing Appropriations) and Value (X)

Main financial statement table with columns: Particulars, UACS CODE, Appropriations (Authorized, Adjusted), Allotments (Received, Total), Current Year Obligations (Quarterly Ending, Total), Current Year Disbursements (Quarterly Ending, Total), Balances (Unreleased, Unobligated, Unpaid Obligations)

This report was generated using the Unified Reporting System on 22/01/2021 09:35 version:FAR1.1.5 ; Status : SUBMITTED

Department : State Universities and Colleges (SUCs)
 Agency/Entity : Don Honorio Ventura Technological State University
 Operating Unit : < not applicable >
 Organization Code : 08 031 000000
 Fund Cluster : 01 Regular Agency Fund

X	Current Year Appropriations
	Supplemental
	Continuing Appropriations

(e.g. UACS Fund Cluster: 01-Regular Agency Fund, 02-Foreign Assisted Projects Fund, 03-Special Account-Local Funded/Domestic Grants Fund, and 04-Special Account-Foreign Assisted/Foreign Grants Fund)

Particulars	UACS CODE	Appropriations					Allotments				Current Year Obligations				Current Year Disbursements				Balances				
		Authorized Appropriations	Transfer To/From, Modifications/	Adjusted Appropriations	Allotments Received	Adjustments (Reductions, Modifications/ Augmentations)	Transfer To	Transfer From	Adjusted Total Allotments	1st Quarter	2nd Quarter	3rd Quarter	4th Quarter	TOTAL	1st Quarter	2nd Quarter	3rd Quarter	4th Quarter	TOTAL	Unreleased Appro	Unobligated Allotments	Unpaid Obligations (15-20)=(23+24)	
										Ending March 31	Ending June 30	Ending Sept. 30	Ending Dec. 31		Ending March 31	Ending June 30	Ending Sept. 30	Ending Dec. 31				Due and Demandable	Not Yet Due and Demandable
1	2	3	4	5=(3+4)	6	7	8	9	10=[(8+)-(7)+8+9]	11	12	13	14	15=[(11+12+13+14)]	16	17	18	19	20=(16+17+18+19)	21	22	23	24
MIOE		29,598,000.00	(8,475,000.00)	21,121,000.00	29,598,000.00	(8,475,000.00)	0.00	0.00	21,121,000.00	3,795,445.30	1,369,216.17	2,728,696.53	13,237,842.00	21,121,000.00	3,045,068.30	2,058,008.45	2,128,747.75	9,713,487.89	16,945,302.09	0.00	0.00	4,175,697.91	0.00
Projects)		15,500,000.00	(500,000.00)	15,000,000.00	15,000,000.00	0.00	0.00	0.00	15,000,000.00	11,200,000.00	0.00	0.00	0.00	11,200,000.00	0.00	0.00	0.00	11,200,000.00	11,200,000.00	0.00	3,800,000.00	0.00	0.00
Locally-Funded Projects)		15,500,000.00	(500,000.00)	15,000,000.00	15,000,000.00	0.00	0.00	0.00	15,000,000.00	11,200,000.00	0.00	0.00	0.00	11,200,000.00	0.00	0.00	0.00	11,200,000.00	11,200,000.00	0.00	3,800,000.00	0.00	0.00
Recabling System for the Network, San Juan Campus	31010020012000	15,000,000.00	0.00	15,000,000.00	15,000,000.00	0.00	0.00	0.00	15,000,000.00	11,200,000.00	0.00	0.00	0.00	11,200,000.00	0.00	0.00	0.00	11,200,000.00	11,200,000.00	0.00	3,800,000.00	0.00	0.00
CD		15,000,000.00	0.00	15,000,000.00	15,000,000.00	0.00	0.00	0.00	15,000,000.00	11,200,000.00	0.00	0.00	0.00	11,200,000.00	0.00	0.00	0.00	11,200,000.00	11,200,000.00	0.00	3,800,000.00	0.00	0.00
Conduct of Activities for Sports and Culture Development	31010020013000	500,000.00	(500,000.00)	0.00	0.00	0.00	0.00	0.00	0.00	0.00	0.00	0.00	0.00	0.00	0.00	0.00	0.00	0.00	0.00	0.00	0.00	0.00	0.00
MIOE		500,000.00	(500,000.00)	0.00	0.00	0.00	0.00	0.00	0.00	0.00	0.00	0.00	0.00	0.00	0.00	0.00	0.00	0.00	0.00	0.00	0.00	0.00	0.00
CD - Higher education research initiatives to promote economic productivity and innovation	26,534,000.00	(1,000,000.00)	25,534,000.00	25,534,000.00	0.00	0.00	0.00	0.00	25,534,000.00	4,820,502.66	3,934,272.41	3,654,274.99	13,124,949.94	25,534,000.00	4,820,502.66	3,934,272.41	3,654,274.99	13,124,949.94	25,534,000.00	0.00	0.00	0.00	0.00
ADVANCED EDUCATION PROGRAM		19,649,000.00	0.00	19,649,000.00	19,649,000.00	0.00	0.00	0.00	19,649,000.00	3,713,036.73	2,981,328.32	2,736,227.47	10,218,407.48	19,649,000.00	3,713,036.73	2,981,328.32	2,736,227.47	10,218,407.48	19,649,000.00	0.00	0.00	0.00	0.00
Provision of Advanced Education Services	320100100001000	19,649,000.00	0.00	19,649,000.00	19,649,000.00	0.00	0.00	0.00	19,649,000.00	3,713,036.73	2,981,328.32	2,736,227.47	10,218,407.48	19,649,000.00	3,713,036.73	2,981,328.32	2,736,227.47	10,218,407.48	19,649,000.00	0.00	0.00	0.00	0.00
PS		19,234,000.00	0.00	19,234,000.00	19,234,000.00	0.00	0.00	0.00	19,234,000.00	3,679,898.73	2,965,466.32	2,690,169.39	9,898,465.56	19,234,000.00	3,679,898.73	2,965,466.32	2,690,169.39	9,898,465.56	19,234,000.00	0.00	0.00	0.00	0.00
MIOE		415,000.00	0.00	415,000.00	415,000.00	0.00	0.00	0.00	415,000.00	33,138.00	15,862.00	46,058.08	319,941.92	415,000.00	33,138.00	15,862.00	46,058.08	319,941.92	415,000.00	0.00	0.00	0.00	0.00
RESEARCH PROGRAM		6,885,000.00	(1,000,000.00)	5,885,000.00	5,885,000.00	0.00	0.00	0.00	5,885,000.00	1,107,465.93	952,944.09	918,047.52	2,906,542.46	5,885,000.00	1,107,465.93	952,944.09	918,047.52	2,906,542.46	5,885,000.00	0.00	0.00	0.00	0.00
Conduct of Research Services, including P1,000,000 for Research Rewards/Incentives	320200100001000	6,885,000.00	(1,000,000.00)	5,885,000.00	5,885,000.00	0.00	0.00	0.00	5,885,000.00	1,107,465.93	952,944.09	918,047.52	2,906,542.46	5,885,000.00	1,107,465.93	952,944.09	918,047.52	2,906,542.46	5,885,000.00	0.00	0.00	0.00	0.00
PS		4,098,000.00	542,000.00	4,640,000.00	4,098,000.00	542,000.00	0.00	0.00	4,640,000.00	693,383.79	904,281.50	725,741.00	2,316,593.71	4,640,000.00	693,383.79	904,281.50	725,741.00	2,316,593.71	4,640,000.00	0.00	0.00	0.00	0.00
MIOE		2,787,000.00	(1,542,000.00)	1,245,000.00	1,787,000.00	(542,000.00)	0.00	0.00	1,245,000.00	414,082.14	48,662.59	192,306.52	589,948.71	1,245,000.00	414,082.14	48,662.59	192,306.52	589,948.71	1,245,000.00	0.00	0.00	0.00	0.00
OO - Community engagement increased		2,680,000.00	0.00	2,680,000.00	2,680,000.00	0.00	0.00	0.00	2,680,000.00	501,518.78	480,191.20	149,402.52	1,546,777.96	2,677,890.46	501,518.78	480,191.20	149,402.52	1,546,777.96	2,677,890.46	0.00	2,109.54	0.00	0.00
TECHNICAL ADVISORY EXTENSION PROGRAM		2,680,000.00	0.00	2,680,000.00	2,680,000.00	0.00	0.00	0.00	2,680,000.00	501,518.78	480,191.20	149,402.52	1,546,777.96	2,677,890.46	501,518.78	480,191.20	149,402.52	1,546,777.96	2,677,890.46	0.00	2,109.54	0.00	0.00
Provision of Extension Services	330100100001000	1,494,000.00	0.00	1,494,000.00	1,494,000.00	0.00	0.00	0.00	1,494,000.00	160,497.00	223,552.50	146,063.00	1,387,777.96	1,494,000.00	160,497.00	223,552.50	146,063.00	1,387,777.96	1,494,000.00	0.00	2,109.54	0.00	0.00
PS		1,494,000.00	426,000.00	1,920,000.00	1,494,000.00	426,000.00	0.00	0.00	1,920,000.00	160,497.00	223,552.50	146,063.00	1,387,777.96	1,917,890.46	160,497.00	223,552.50	146,063.00	1,387,777.96	1,917,890.46	0.00	2,109.54	0.00	0.00
MIOE		1,186,000.00	(426,000.00)	760,000.00	1,186,000.00	(426,000.00)	0.00	0.00	760,000.00	341,021.78	256,638.70	3,339.52	159,000.00	760,000.00	341,021.78	256,638.70	3,339.52	159,000.00	760,000.00	0.00	0.00	0.00	0.00
Sub-Total, Operations		233,128,000.00	(1,500,000.00)	231,628,000.00	231,628,000.00	0.00	0.00	0.00	231,628,000.00	55,643,586.24	44,536,635.88	35,082,671.34	92,504,304.00	227,767,197.55	42,841,621.22	46,087,006.18	34,462,997.84	100,199,874.40	223,591,459.64	0.00	3,860,802.45	4,175,697.91	0.00
PS		183,644,000.00	9,443,000.00	193,087,000.00	183,644,000.00	9,443,000.00	0.00	0.00	193,087,000.00	39,859,899.02	42,856,256.42	32,112,270.69	78,197,714.42	193,026,197.55	39,008,321.00	43,707,834.44	32,092,545.97	78,217,496.14	193,026,197.55	0.00	60,802.45	0.00	0.00
MIOE		34,484,000.00	(10,943,000.00)	23,541,000.00	32,984,000.00	(9,443,000.00)	0.00	0.00	23,541,000.00	4,883,687.22	1,680,379.46	2,970,400.65	14,306,532.67	23,541,000.00	3,833,300.22	2,379,171.74	2,370,451.87	10,782,578.26	19,365,302.09	0.00	0.00	4,175,697.91	0.00
FinEx (if Applicable)		0.00	0.00	0.00	0.00	0.00	0.00	0.00	0.00	0.00	0.00	0.00	0.00	0.00	0.00	0.00	0.00	0.00	0.00	0.00	0.00	0.00	0.00
CD		15,000,000.00	0.00	15,000,000.00	15,000,000.00	0.00	0.00	0.00	15,000,000.00	11,200,000.00	0.00	0.00	0.00	11,200,000.00	0.00	0.00	0.00	11,200,000.00	11,200,000.00	0.00	3,800,000.00	0.00	0.00

Department : State Universities and Colleges (SUCs)
 Agency/Entity : Don Honorio Ventura Technological State University
 Operating Unit : < not applicable >
 Organization Code : 08 031 000000
 Fund Cluster : 01 Regular Agency Fund

Current Year Appropriations
 Supplemental
 Continuing Appropriations

(e.g. UACS CODE Fund Cluster: 01-Regular Agency Fund, 02-Foreign Assisted Projects Fund, 03-Special Account-Local Funded/Domestic Grants Fund, and 04-Special Account-Foreign Assisted/Foreign Grants Fund)

Particulars	UACS CODE	Appropriations			Allotments				Current Year Obligations					Current Year Disbursements					Balances				
		Authorized Appropriations	Transfer To/From, Modifications	Adjusted Appropriations	Allotments Received	Adjustments (Reductions, Modifications/ Augmentations)	Transfer To	Transfer From	Adjusted Total Allotments	1st Quarter Ending March 31	2nd Quarter Ending June 30	3rd Quarter Ending Sept. 30	4th Quarter Ending Dec. 31	TOTAL	1st Quarter Ending March 31	2nd Quarter Ending June 30	3rd Quarter Ending Sept. 30	4th Quarter Ending Dec. 31	TOTAL	Unreleased Appro	Unobligated Allotments	Unpaid Obligations (15-20) (23+24)	
1	2	3	4	5=(3+4)	6	7	8	9	10=(6+(7+8+9))	11	12	13	14	15=(11+12+13+14)	16	17	18	19	20=(16+17+18+19)	21	22	23	24
Sub-Total I. Agency Specific Budget		301,387,000.00	(1,500,000.00)	299,887,000.00	299,887,000.00	0.00	0.00	0.00	299,887,000.00	58,977,810.27	69,529,196.59	47,912,845.84	119,803,865.17	296,023,717.87	46,175,845.25	70,933,016.89	47,439,722.34	127,299,435.48	291,848,019.98	0.00	3,863,282.13	4,175,697.91	0.00
PS		232,536,000.00	(14,550,000.00)	247,086,000.00	232,536,000.00	14,550,000.00	0.00	0.00	247,086,000.00	41,905,346.23	65,067,725.11	41,443,125.97	88,609,000.22	247,025,197.55	41,053,768.21	65,772,753.15	41,569,951.29	98,628,724.84	247,025,197.55	0.00	60,802.45	0.00	0.00
MOOE		53,851,000.00	(16,050,000.00)	37,801,000.00	52,351,000.00	(14,550,000.00)	0.00	0.00	37,801,000.00	5,872,464.04	4,461,471.48	6,469,719.87	20,994,864.95	37,798,520.32	5,122,077.04	5,160,263.74	5,869,771.09	17,470,710.54	33,622,822.41	0.00	2,479.68	4,175,697.91	0.00
FinEx (if Applicable)		0.00	0.00	0.00	0.00	0.00	0.00	0.00	0.00	0.00	0.00	0.00	0.00	0.00	0.00	0.00	0.00	0.00	0.00	0.00	0.00	0.00	0.00
CO		15,000,000.00	0.00	15,000,000.00	15,000,000.00	0.00	0.00	0.00	15,000,000.00	11,200,000.00	0.00	0.00	0.00	11,200,000.00	0.00	0.00	0.00	11,200,000.00	11,200,000.00	0.00	3,800,000.00	0.00	0.00
II. Automatic Appropriations		17,163,000.00	(11,473,614.00)	5,689,386.00	19,012,386.00	(13,323,000.00)	0.00	0.00	5,689,386.00	4,411,448.95	1,110,569.60	1,67,367.45	0.00	5,689,386.00	4,411,448.95	1,110,569.60	1,67,367.45	0.00	5,689,386.00	0.00	0.00	0.00	0.00
Specific Budgets of National Government Agencies		17,163,000.00	(11,473,614.00)	5,689,386.00	19,012,386.00	(13,323,000.00)	0.00	0.00	5,689,386.00	4,411,448.95	1,110,569.60	1,67,367.45	0.00	5,689,386.00	4,411,448.95	1,110,569.60	1,67,367.45	0.00	5,689,386.00	0.00	0.00	0.00	0.00
Retirement and Life Insurance Premiums		17,163,000.00	(11,473,614.00)	5,689,386.00	19,012,386.00	(13,323,000.00)	0.00	0.00	5,689,386.00	4,411,448.95	1,110,569.60	1,67,367.45	0.00	5,689,386.00	4,411,448.95	1,110,569.60	1,67,367.45	0.00	5,689,386.00	0.00	0.00	0.00	0.00
PS		17,163,000.00	(11,473,614.00)	5,689,386.00	19,012,386.00	(13,323,000.00)	0.00	0.00	5,689,386.00	4,411,448.95	1,110,569.60	1,67,367.45	0.00	5,689,386.00	4,411,448.95	1,110,569.60	1,67,367.45	0.00	5,689,386.00	0.00	0.00	0.00	0.00
Sub-Total II. Automatic Appropriations		17,163,000.00	(11,473,614.00)	5,689,386.00	19,012,386.00	(13,323,000.00)	0.00	0.00	5,689,386.00	4,411,448.95	1,110,569.60	1,67,367.45	0.00	5,689,386.00	4,411,448.95	1,110,569.60	1,67,367.45	0.00	5,689,386.00	0.00	0.00	0.00	0.00
MOOE		0.00	0.00	0.00	0.00	0.00	0.00	0.00	0.00	0.00	0.00	0.00	0.00	0.00	0.00	0.00	0.00	0.00	0.00	0.00	0.00	0.00	0.00
FinEx		0.00	0.00	0.00	0.00	0.00	0.00	0.00	0.00	0.00	0.00	0.00	0.00	0.00	0.00	0.00	0.00	0.00	0.00	0.00	0.00	0.00	0.00
CO		0.00	0.00	0.00	0.00	0.00	0.00	0.00	0.00	0.00	0.00	0.00	0.00	0.00	0.00	0.00	0.00	0.00	0.00	0.00	0.00	0.00	0.00
III. Special Purpose Fund		0.00	0.00	0.00	0.00	0.00	0.00	0.00	0.00	0.00	0.00	0.00	0.00	0.00	0.00	0.00	0.00	0.00	0.00	0.00	0.00	0.00	0.00
Miscellaneous Personnel Benefits Fund		39,067,003.00	0.00	39,067,003.00	39,067,003.00	0.00	0.00	0.00	39,067,003.00	4,927,913.16	15,611,551.09	12,643,820.43	5,883,718.09	39,067,002.74	4,927,913.16	15,611,551.09	12,643,820.43	5,883,718.09	39,067,002.74	0.00	0.26	0.00	0.00
PS		38,924,928.00	0.00	38,924,928.00	38,924,928.00	0.00	0.00	0.00	38,924,928.00	4,795,938.42	15,611,551.09	12,643,820.43	5,883,718.09	38,924,928.00	4,795,938.42	15,611,551.09	12,643,820.43	5,883,718.09	38,924,928.00	0.00	0.00	0.00	0.00
Pension and Gratuity Fund		142,075.00	0.00	142,075.00	142,075.00	0.00	0.00	0.00	142,075.00	142,075.74	0.00	0.00	0.00	142,075.74	142,075.74	0.00	0.00	0.00	142,075.74	0.00	0.26	0.00	0.00
PS		142,075.00	0.00	142,075.00	142,075.00	0.00	0.00	0.00	142,075.00	142,075.74	0.00	0.00	0.00	142,075.74	142,075.74	0.00	0.00	0.00	142,075.74	0.00	0.26	0.00	0.00
Sub-Total III. Special Purpose Fund		39,067,003.00	0.00	39,067,003.00	39,067,003.00	0.00	0.00	0.00	39,067,003.00	4,927,913.16	15,611,551.09	12,643,820.43	5,883,718.09	39,067,002.74	4,927,913.16	15,611,551.09	12,643,820.43	5,883,718.09	39,067,002.74	0.00	0.26	0.00	0.00
PS		39,067,003.00	0.00	39,067,003.00	39,067,003.00	0.00	0.00	0.00	39,067,003.00	4,927,913.16	15,611,551.09	12,643,820.43	5,883,718.09	39,067,002.74	4,927,913.16	15,611,551.09	12,643,820.43	5,883,718.09	39,067,002.74	0.00	0.26	0.00	0.00
MOOE		0.00	0.00	0.00	0.00	0.00	0.00	0.00	0.00	0.00	0.00	0.00	0.00	0.00	0.00	0.00	0.00	0.00	0.00	0.00	0.00	0.00	0.00
FinEx		0.00	0.00	0.00	0.00	0.00	0.00	0.00	0.00	0.00	0.00	0.00	0.00	0.00	0.00	0.00	0.00	0.00	0.00	0.00	0.00	0.00	0.00
CO		0.00	0.00	0.00	0.00	0.00	0.00	0.00	0.00	0.00	0.00	0.00	0.00	0.00	0.00	0.00	0.00	0.00	0.00	0.00	0.00	0.00	0.00
GRAND TOTAL		318,550,000.00	(26,093,389.00)	344,643,389.00	318,899,386.00	25,744,003.00	0.00	0.00	344,643,389.00	68,317,172.38	86,251,317.28	60,724,033.72	125,487,583.23	340,780,106.61	65,515,207.36	87,655,137.68	60,250,910.22	133,183,153.64	336,654,608.70	0.00	3,863,282.39	4,175,697.91	0.00
PS		249,699,000.00	(42,143,389.00)	291,842,389.00	251,548,386.00	40,294,003.00	0.00	0.00	291,842,389.00	51,244,708.34	81,789,845.82	54,254,313.85	104,492,718.28	291,781,586.29	60,393,130.32	82,494,873.84	54,381,139.13	104,512,443.00	291,781,586.29	0.00	60,802.71	4,175,697.91	0.00
MOOE		53,851,000.00	(16,050,000.00)	37,801,000.00	52,351,000.00	(14,550,000.00)	0.00	0.00	37,801,000.00	5,872,464.04	4,461,471.48	6,469,719.87	20,994,864.95	37,798,520.32	5,122,077.04	5,160,263.74	5,869,771.09	17,470,710.54	33,622,822.41	0.00	2,479.68	4,175,697.91	0.00
CO		15,000,000.00	0.00	15,000,000.00	15,000,000.00	0.00	0.00	0.00	15,000,000.00	11,200,000.00	0.00	0.00	0.00	11,200,000.00	0.00	0.00	0.00	11,200,000.00	11,200,000.00	0.00	3,800,000.00	0.00	0.00
Recapitulation by OO																							
I. Agency Specific Budget		233,128,000.00	(1,500,000.00)	231,628,000.00	231,628,000.00	0.00	0.00	0.00	231,628,000.00	55,643,586.24	44,536,635.88	35,082,671.34	92,504,304.00	227,767,197.55	42,841,621.22	46,087,006.18	34,462,997.84	100,199,874.40	223,591,499.64	0.00	3,860,802.45	4,175,697.91	0.00
HIGHER EDUCATION PROGRAM		203,914,000.00	(500,000.00)	203,414,000.00	203,414,000.00	0.00	0.00	0.00	203,414,000.00	50,321,564.80	40,122,172.27	31,278,993.83	77,832,576.18	199,555,307.09	37,519,599.78	41,672,542.57	30,659,320.33	85,528,146.50	195,379,609.18	0.00	3,858,692.91	4,175,697.91	0.00
ADVANCED EDUCATION PROGRAM		19,649,000.00	0.00	19,649,000.00	19,649,000.00	0.00	0.00	0.00	19,649,000.00	3,713,036.73	2,981,328.32	2,736,227.47	10,218,407.48	19,649,000.00	3,713,036.73	2,981,328.32	2,736,227.47	10,218,407.48	19,649,000.00	0.00	0.00	0.00	0.00

This report was generated using the Unified Reporting System on 22/01/2021 09:35 version: FAR 1.1.5 ; Status : SUBMITTED


Department : State Universities and Colleges (SUCs)
 Agency/Entity : Don Honorio Ventura Technological State University
 Operating Unit : < not applicable >
 Organization Code : 08 031 000000
 Fund Cluster : 01 Regular Agency Fund

X	Current Year Appropriations
	Supplemental
	Continuing Appropriations

(e.g. UACS Fund Cluster: 01-Regular Agency Fund, 02-Foreign Assisted Projects Fund, 03-Special Account-Locally Funded/Domestic Grants Fund, and 04-Special Account-Foreign Assisted/Foreign Grants Fund)

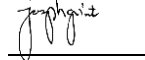
Particulars	UACS CODE	Appropriations		Allotments		Current Year Obligations								Current Year Disbursements				Balances					
		Authorized Appropriations	Transfer To/From, Modifications	Adjusted Appropriations	Allotments Received	Adjustments (Reductions, Modifications/ Augmentations)	Transfer To	Transfer From	Adjusted Total Allotments	1st Quarter Ending March 31	2nd Quarter Ending June 30	3rd Quarter Ending Sept. 30	4th Quarter Ending Dec. 31	TOTAL	1st Quarter Ending March 31	2nd Quarter Ending June 30	3rd Quarter Ending Sept. 30	4th Quarter Ending Dec. 31	TOTAL	Unreleased Appro	Unobligated Allotments	Unpaid Obligations (15-20)+(23+24)	
																						Due and Demandable	Not Yet Due and Demandable
1	2	3	4	5=(3+4)	6	7	8	9	10=([6+(-)7]-8+9)	11	12	13	14	15=(11+12+13+14)	16	17	18	19	20=(16+17+18+19)	21	22	23	24
RESEARCH PROGRAM		6,885,000.00	(1,000,000.00)	5,885,000.00	5,885,000.00	0.00	0.00	0.00	5,885,000.00	1,107,465.93	962,944.09	918,047.52	2,906,542.46	5,885,000.00	1,107,465.93	952,944.09	918,047.52	2,906,542.46	5,885,000.00	0.00	0.00	0.00	0.00
TECHNICAL ADVISORY EXTENSION PROGRAM		2,680,000.00	0.00	2,680,000.00	2,680,000.00	0.00	0.00	0.00	2,680,000.00	501,518.79	480,191.20	149,402.52	1,546,777.96	2,677,890.48	501,518.79	480,191.20	149,402.52	1,546,777.96	2,677,890.48	0.00	2,109.54	0.00	0.00

Certified Correct:



Date:

Certified Correct:




Date:

Recommending Approval:



Date:

Approved By:



Date: