

MONTHLY REPORT OF DISBURSEMENTS
For the month of April 2021

Department: State Universities and Colleges (SUCs)
Agency/Entity: Don Honorio Ventura State University
Operating Unit: < not applicable >
Organization Code (UAACS): 08 031 0000000
Fund Cluster: 01 Regular Agency Fund

Main table with columns: Particulars, Current Year Budget (PS, MOOE, FinEx, CO, TOTAL), Prior Year's Accounts Payable (PS, MOOE, FinEx, CO, Sub-Total, TOTAL), Current Year's Accounts Payable (PS, MOOE, FinEx, CO, Sub-Total, TOTAL), SUB-TOTAL, Trust Liabilities (PS, MOOE, CO, TOTAL), Grand Total (PS, MOOE, FinEx, CO, TOTAL), Remarks.

SUMMARY

Summary table with columns: Particulars (1), Previous Report (2), This Month (3), As at Date (4). Rows include Total Disbursement Authorities Received, Less: Notice of Transfer of Allocations (NTA) issued, Total Disbursement Authorities Available, Less: Lapsed NCA Disbursements, etc.

Notes: \* The use of NTA is discouraged
Notes: \*\* Amounts should tally with the grand total disbursement (column 27).

Certified Correct: JOSEPH IAN P. QUINTO
Accountant IV
Date: 2021-06-23 14:16:50

Recommending Approval: LUIS M. LANSANG, DPA
Chief Administrative Officer
Date: 2021-06-23 14:19:38

Approved by: ENRIQUE G. BAKING, ED, III
SUC President III
Date: 2021-06-23 14:21:29

MONTHLY REPORT OF DISBURSEMENTS  
For the month of May 2021

Department State Universities and Colleges (SUCs)  
Agency/Entity Don Honorio Ventura State University  
Operating Unit < not applicable >  
Organization Code (UAOS) 08 031 000000  
Fund Cluster 01 Regular Agency Fund

Main financial table with columns for Particulars, Current Year Budget (PS, MOOE, FinEx, CO, TOTAL), Prior Year's Accounts Payable, Current Year's Accounts Payable, SUB-TOTAL, Trust Liabilities, Grand Total, and Remarks. Rows include CASH DISBURSEMENTS, Notice of Cash Allocation (NCA), MDS Checks Issued, Advice to Debit Account, Notice of Transfer Allocations (NTA), Working Fund for FAPs, Cash Disbursement Ceiling (CDC), and GRAND TOTAL.

SUMMARY table with columns: Particulars (1), Previous Report (2), This Month (3), As at Date (4). Rows include Total Disbursement Authorities Received, Less: Notice of Transfer of Allocations (NTA) Issued, Total Disbursement Authorities Available, Less: Lapsed NCA, Disbursements, Less: Other Non-Cash Disbursements, Balance of Disbursement Authorities as at date, Total Disbursements Program, Less: Actual Disbursements, (Over)/Under spending.

Certified Correct:  
*[Signature]*  
JOSEPH IAN P. GUINTU  
Accountant IV  
Date: 2021-06-22 14:54:58

Recommending Approval:  
*[Signature]*  
LUIS M. LANSANG, DPA  
Chief Administrative Officer  
Date: 2021-06-22 15:01:35

Approved By:  
*[Signature]*  
ENRIQUE S. BAKING, ED.D.  
SUC President II  
Date: 2021-06-22 15:11:31


MONTHLY REPORT OF DISBURSEMENTS  
For the month of June 2021

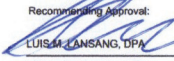
Department State Universities and Colleges (SUCs)  
Agency/Entity Don Honorio Ventura State University  
Operating Unit < not applicable >  
Organization Code (UACS) 08 031 000000  
Fund Cluster 01 Regular Agency Fund


Particulars	Current Year Budget					Prior Year's Budget											Trust Liabilities					Grand Total					Remarks	
	PS	MOOE	FinEx	CO	TOTAL	Prior Year's Accounts Payable					Current Year's Accounts Payable					SUB-TOTAL	PS	MOOE	CO	TOTAL	PS	MOOE	FinEx	CO	TOTAL			
						PS	MOOE	FinEx	CO	Sub-Total	PS	MOOE	FinEx	CO	Sub-Total											TOTAL		PS
1	2	3	4	5	6=(2+3+4+5)	7	8	9	10	11=(7+8+9+10)	12	13	14	15	16=(12+13+14+15)	17=(11+16)	18=(8+17)	19	20	21	22=(19+20+21)	23	24	25	26	27=(23+24+25+26)	28	
CASH DISBURSEMENTS	32,598,275.24	2,667,673.75	0.00	2,259,619.38	37,525,568.37	0.00	0.00	0.00	0.00	0.00	0.00	0.00	0.00	0.00	0.00	0.00	37,525,568.37	0.00	0.00	0.00	0.00	32,598,275.24	2,667,673.75	0.00	2,259,619.38	37,525,568.37		
Notice of Cash Allocation (NCA)	32,598,275.24	2,667,673.75	0.00	2,259,619.38	37,525,568.37	0.00	0.00	0.00	0.00	0.00	0.00	0.00	0.00	0.00	0.00	0.00	37,525,568.37	0.00	0.00	0.00	0.00	32,598,275.24	2,667,673.75	0.00	2,259,619.38	37,525,568.37		
MDS Checks Issued	17,219,941.39	1,967,584.48	0.00	2,259,619.38	21,447,125.25	0.00	0.00	0.00	0.00	0.00	0.00	0.00	0.00	0.00	0.00	0.00	21,447,125.25	0.00	0.00	0.00	0.00	17,219,941.39	1,967,584.48	0.00	2,259,619.38	21,447,125.25		
Advice to Debit Account	15,378,333.85	700,109.27	0.00	0.00	16,078,443.12	0.00	0.00	0.00	0.00	0.00	0.00	0.00	0.00	0.00	0.00	0.00	16,078,443.12	0.00	0.00	0.00	0.00	15,378,333.85	700,109.27	0.00	0.00	16,078,443.12		
Notice of Transfer Allocations (NTA)	0.00	0.00	0.00	0.00	0.00	0.00	0.00	0.00	0.00	0.00	0.00	0.00	0.00	0.00	0.00	0.00	0.00	0.00	0.00	0.00	0.00	0.00	0.00	0.00	0.00	0.00		
MDS Checks Issued	0.00	0.00	0.00	0.00	0.00	0.00	0.00	0.00	0.00	0.00	0.00	0.00	0.00	0.00	0.00	0.00	0.00	0.00	0.00	0.00	0.00	0.00	0.00	0.00	0.00	0.00	0.00	
Advice to Debit Account	0.00	0.00	0.00	0.00	0.00	0.00	0.00	0.00	0.00	0.00	0.00	0.00	0.00	0.00	0.00	0.00	0.00	0.00	0.00	0.00	0.00	0.00	0.00	0.00	0.00	0.00	0.00	
Working Fund for FAPs	0.00	0.00	0.00	0.00	0.00	0.00	0.00	0.00	0.00	0.00	0.00	0.00	0.00	0.00	0.00	0.00	0.00	0.00	0.00	0.00	0.00	0.00	0.00	0.00	0.00	0.00	0.00	
Cash Disbursement Ceiling (CDC)	0.00	0.00	0.00	0.00	0.00	0.00	0.00	0.00	0.00	0.00	0.00	0.00	0.00	0.00	0.00	0.00	0.00	0.00	0.00	0.00	0.00	0.00	0.00	0.00	0.00	0.00	0.00	
TOTAL CASH DISBURSEMENTS	32,598,275.24	2,667,673.75	0.00	2,259,619.38	37,525,568.37	0.00	0.00	0.00	0.00	0.00	0.00	0.00	0.00	0.00	0.00	0.00	37,525,568.37	0.00	0.00	0.00	0.00	32,598,275.24	2,667,673.75	0.00	2,259,619.38	37,525,568.37		
NON-CASH DISBURSEMENTS	2,844,654.87	150,289.69	0.00	0.00	2,994,924.56	0.00	0.00	0.00	0.00	0.00	0.00	0.00	0.00	0.00	0.00	0.00	2,994,924.56	0.00	0.00	0.00	0.00	2,844,654.87	150,289.69	0.00	0.00	2,994,924.56		
Tax Remittance Advances Issued (TRA)	2,844,654.87	150,289.69	0.00	0.00	2,994,924.56	0.00	0.00	0.00	0.00	0.00	0.00	0.00	0.00	0.00	0.00	0.00	2,994,924.56	0.00	0.00	0.00	0.00	2,844,654.87	150,289.69	0.00	0.00	2,994,924.56		
Non-Cash Availment Authority (NCAA)	0.00	0.00	0.00	0.00	0.00	0.00	0.00	0.00	0.00	0.00	0.00	0.00	0.00	0.00	0.00	0.00	0.00	0.00	0.00	0.00	0.00	0.00	0.00	0.00	0.00	0.00	0.00	
Disbursements effected through outright deductions from claims (please specify...)	0.00	0.00	0.00	0.00	0.00	0.00	0.00	0.00	0.00	0.00	0.00	0.00	0.00	0.00	0.00	0.00	0.00	0.00	0.00	0.00	0.00	0.00	0.00	0.00	0.00	0.00	0.00	
Overpayment of expenses(e.g. personnel benefits)	0.00	0.00	0.00	0.00	0.00	0.00	0.00	0.00	0.00	0.00	0.00	0.00	0.00	0.00	0.00	0.00	0.00	0.00	0.00	0.00	0.00	0.00	0.00	0.00	0.00	0.00	0.00	
Restitution for loss of government property	0.00	0.00	0.00	0.00	0.00	0.00	0.00	0.00	0.00	0.00	0.00	0.00	0.00	0.00	0.00	0.00	0.00	0.00	0.00	0.00	0.00	0.00	0.00	0.00	0.00	0.00	0.00	
Liquidated damages and similar claims	0.00	0.00	0.00	0.00	0.00	0.00	0.00	0.00	0.00	0.00	0.00	0.00	0.00	0.00	0.00	0.00	0.00	0.00	0.00	0.00	0.00	0.00	0.00	0.00	0.00	0.00	0.00	
Others (e.g. TEF, BTR, Duce Stamp, etc.)	0.00	0.00	0.00	0.00	0.00	0.00	0.00	0.00	0.00	0.00	0.00	0.00	0.00	0.00	0.00	0.00	0.00	0.00	0.00	0.00	0.00	0.00	0.00	0.00	0.00	0.00	0.00	
TOTAL NON-CASH DISBURSEMENTS	2,844,654.87	150,289.69	0.00	0.00	2,994,924.56	0.00	0.00	0.00	0.00	0.00	0.00	0.00	0.00	0.00	0.00	0.00	2,994,924.56	0.00	0.00	0.00	0.00	2,844,654.87	150,289.69	0.00	0.00	2,994,924.56		
GRAND TOTAL	35,442,930.11	2,817,943.44	0.00	2,259,619.38	40,520,492.93	0.00	0.00	0.00	0.00	0.00	0.00	0.00	0.00	0.00	0.00	0.00	40,520,492.93	0.00	0.00	0.00	0.00	35,442,930.11	2,817,943.44	0.00	2,259,619.38	40,520,492.93		

Particulars	Previous Report	This Month	As at Date
(1)	(2)	(3)	(4)
Total Disbursement Authorities Received	0.00	0.00	0.00
NCA	0.00	0.00	0.00
NTA	0.00	0.00	0.00
Working Fund	0.00	0.00	0.00
TRA	0.00	0.00	0.00
CDC	0.00	0.00	0.00
NCAA	0.00	0.00	0.00
Less: Notice of Transfer of Allocations (NTA) issued	0.00	0.00	0.00
Total Disbursement Authorities Available	0.00	0.00	0.00
Less:	0.00	0.00	0.00
Lapsed NCA	0.00	0.00	0.00
Disbursements	0.00	0.00	0.00
Less: Other Non-Cash Disbursements	0.00	0.00	0.00
Disbursements effected through outright deductions from claims	0.00	0.00	0.00
Overpayment of expenses(e.g. personnel benefits)	0.00	0.00	0.00
Restitution for loss of government property	0.00	0.00	0.00
Liquidated damages and similar claims	0.00	0.00	0.00
Others (e.g. TEF, BTR, Duce Stamp, etc.)	0.00	0.00	0.00
Add/ Less: Adjustments (e.g. cancelled/stated checks)	0.00	0.00	0.00
Balance of Disbursement Authorities as at date	0.00	0.00	0.00
Total Disbursements Program	0.00	0.00	0.00
Less: Actual Disbursements	0.00	0.00	0.00
(Over)/Under spending	0.00	0.00	0.00

Notes: \* The use of NTA is discouraged  
Notes: \*\* Amounts should tally with the grand total disbursement (column 27).

Certified Correct:  
  
JOSEPH IAN P. GUINTU  
Accountant IV  
Date: 2021-07-14 22:05:23

Recommending Approval:  
  
LUIS A. LANSANG, DPA  
Chief Administrative Officer  
Date: 2021-07-18 13:39:52

Approved By:  
  
ENRIQUE S. BANDO, ED.D.  
SUC President III  
Date: 2021-07-18 13:43:32