


MONTHLY REPORT OF DISBURSEMENTS
For the month of July 2021


Department: State Universities and Colleges (SUCs)
Agency/Entity: Don Honorio Ventura State University
Operating Unit: < not applicable >
Organization Code (UACS): 08 031 000000
Fund Cluster: 01 Regular Agency Fund


| Particulars | Current Year Budget | | | | | Prior Year's Budget | | | | | | | | | | SUB-TOTAL | Trust Liabilities | | | | Grand Total | | | | | Remarks | | |
|---|---------------------|--------------|-------|---------------|---------------|-------------------------------|------|-------|------|---------------|---------------------------------|------|-------|------|------------------|------------|-------------------|------|------|------|---------------|--------------|--------------|-------|---------------|------------------|-------|------------|
| | PS | MOOE | FinEx | CO | TOTAL | Prior Year's Accounts Payable | | | | | Current Year's Accounts Payable | | | | | | TOTAL | PS | MOOE | CO | TOTAL | PS | MOOE | FinEx | CO | | TOTAL | |
| | | | | | | PS | MOOE | FinEx | CO | Sub-Total | PS | MOOE | FinEx | CO | Sub-Total | | | | | | | | | | | | | 17=(11+16) |
| 1 | 2 | 3 | 4 | 5 | 6=(2+3+4+5) | 7 | 8 | 9 | 10 | 11=(7+8+9+10) | 12 | 13 | 14 | 15 | 16=(12+13+14+15) | 17=(11+16) | 18=(6+17) | 19 | 20 | 21 | 22=(19+20+21) | 23 | 24 | 25 | 26 | 27=(23+24+25+26) | 28 | |
| CASH DISBURSEMENTS | 9,871,093.97 | 948,651.92 | 0.00 | 17,049,297.48 | 27,869,043.37 | 0.00 | 0.00 | 0.00 | 0.00 | 0.00 | 0.00 | 0.00 | 0.00 | 0.00 | 0.00 | 0.00 | 27,869,043.37 | 0.00 | 0.00 | 0.00 | 0.00 | 9,871,093.97 | 948,651.92 | 0.00 | 17,049,297.48 | 27,869,043.37 | | |
| Notice of Cash Allocation (NCA) | 9,871,093.97 | 948,651.92 | 0.00 | 17,049,297.48 | 27,869,043.37 | 0.00 | 0.00 | 0.00 | 0.00 | 0.00 | 0.00 | 0.00 | 0.00 | 0.00 | 0.00 | 0.00 | 27,869,043.37 | 0.00 | 0.00 | 0.00 | 0.00 | 9,871,093.97 | 948,651.92 | 0.00 | 17,049,297.48 | 27,869,043.37 | | |
| MDS Checks Issued | 1,771,801.41 | 627,846.25 | 0.00 | 17,049,297.48 | 19,448,747.14 | 0.00 | 0.00 | 0.00 | 0.00 | 0.00 | 0.00 | 0.00 | 0.00 | 0.00 | 0.00 | 0.00 | 19,448,747.14 | 0.00 | 0.00 | 0.00 | 0.00 | 1,771,801.41 | 627,846.25 | 0.00 | 17,049,297.48 | 19,448,747.14 | | |
| Advice to Debit Account | 8,099,492.56 | 329,809.67 | 0.00 | 0.00 | 8,420,296.23 | 0.00 | 0.00 | 0.00 | 0.00 | 0.00 | 0.00 | 0.00 | 0.00 | 0.00 | 0.00 | 0.00 | 8,420,296.23 | 0.00 | 0.00 | 0.00 | 0.00 | 8,099,492.56 | 329,809.67 | 0.00 | 0.00 | 8,420,296.23 | | |
| Notice of Transfer Allocations (NTA) | 0.00 | 0.00 | 0.00 | 0.00 | 0.00 | 0.00 | 0.00 | 0.00 | 0.00 | 0.00 | 0.00 | 0.00 | 0.00 | 0.00 | 0.00 | 0.00 | 0.00 | 0.00 | 0.00 | 0.00 | 0.00 | 0.00 | 0.00 | 0.00 | 0.00 | 0.00 | | |
| MDS Checks Issued | 0.00 | 0.00 | 0.00 | 0.00 | 0.00 | 0.00 | 0.00 | 0.00 | 0.00 | 0.00 | 0.00 | 0.00 | 0.00 | 0.00 | 0.00 | 0.00 | 0.00 | 0.00 | 0.00 | 0.00 | 0.00 | 0.00 | 0.00 | 0.00 | 0.00 | 0.00 | 0.00 | |
| Advice to Debit Account | 0.00 | 0.00 | 0.00 | 0.00 | 0.00 | 0.00 | 0.00 | 0.00 | 0.00 | 0.00 | 0.00 | 0.00 | 0.00 | 0.00 | 0.00 | 0.00 | 0.00 | 0.00 | 0.00 | 0.00 | 0.00 | 0.00 | 0.00 | 0.00 | 0.00 | 0.00 | 0.00 | |
| Working Fund for FAPs | 0.00 | 0.00 | 0.00 | 0.00 | 0.00 | 0.00 | 0.00 | 0.00 | 0.00 | 0.00 | 0.00 | 0.00 | 0.00 | 0.00 | 0.00 | 0.00 | 0.00 | 0.00 | 0.00 | 0.00 | 0.00 | 0.00 | 0.00 | 0.00 | 0.00 | 0.00 | 0.00 | |
| Cash Disbursement Ceiling (CDC) | 0.00 | 0.00 | 0.00 | 0.00 | 0.00 | 0.00 | 0.00 | 0.00 | 0.00 | 0.00 | 0.00 | 0.00 | 0.00 | 0.00 | 0.00 | 0.00 | 0.00 | 0.00 | 0.00 | 0.00 | 0.00 | 0.00 | 0.00 | 0.00 | 0.00 | 0.00 | 0.00 | |
| TOTAL CASH DISBURSEMENTS | 9,871,093.97 | 948,651.92 | 0.00 | 17,049,297.48 | 27,869,043.37 | 0.00 | 0.00 | 0.00 | 0.00 | 0.00 | 0.00 | 0.00 | 0.00 | 0.00 | 0.00 | 0.00 | 27,869,043.37 | 0.00 | 0.00 | 0.00 | 0.00 | 9,871,093.97 | 948,651.92 | 0.00 | 17,049,297.48 | 27,869,043.37 | | |
| NON-CASH DISBURSEMENTS | 6,989.70 | 706,373.61 | 0.00 | 1,092,903.68 | 1,806,266.99 | 0.00 | 0.00 | 0.00 | 0.00 | 0.00 | 0.00 | 0.00 | 0.00 | 0.00 | 0.00 | 0.00 | 1,806,266.99 | 0.00 | 0.00 | 0.00 | 0.00 | 6,989.70 | 706,373.61 | 0.00 | 1,092,903.68 | 1,806,266.99 | | |
| Tax Remittance Advices Issued (TRA) | 6,989.70 | 706,373.61 | 0.00 | 1,092,903.68 | 1,806,266.99 | 0.00 | 0.00 | 0.00 | 0.00 | 0.00 | 0.00 | 0.00 | 0.00 | 0.00 | 0.00 | 0.00 | 1,806,266.99 | 0.00 | 0.00 | 0.00 | 0.00 | 6,989.70 | 706,373.61 | 0.00 | 1,092,903.68 | 1,806,266.99 | | |
| Non-Cash Availment Authority (NCAA) | 0.00 | 0.00 | 0.00 | 0.00 | 0.00 | 0.00 | 0.00 | 0.00 | 0.00 | 0.00 | 0.00 | 0.00 | 0.00 | 0.00 | 0.00 | 0.00 | 0.00 | 0.00 | 0.00 | 0.00 | 0.00 | 0.00 | 0.00 | 0.00 | 0.00 | 0.00 | 0.00 | |
| Disbursements effected through outright deductions from claims (specify...) | 0.00 | 0.00 | 0.00 | 0.00 | 0.00 | 0.00 | 0.00 | 0.00 | 0.00 | 0.00 | 0.00 | 0.00 | 0.00 | 0.00 | 0.00 | 0.00 | 0.00 | 0.00 | 0.00 | 0.00 | 0.00 | 0.00 | 0.00 | 0.00 | 0.00 | 0.00 | 0.00 | |
| Overpayment of expenses (e.g. personnel benefits) | 0.00 | 0.00 | 0.00 | 0.00 | 0.00 | 0.00 | 0.00 | 0.00 | 0.00 | 0.00 | 0.00 | 0.00 | 0.00 | 0.00 | 0.00 | 0.00 | 0.00 | 0.00 | 0.00 | 0.00 | 0.00 | 0.00 | 0.00 | 0.00 | 0.00 | 0.00 | 0.00 | |
| Restitution for loss of government property | 0.00 | 0.00 | 0.00 | 0.00 | 0.00 | 0.00 | 0.00 | 0.00 | 0.00 | 0.00 | 0.00 | 0.00 | 0.00 | 0.00 | 0.00 | 0.00 | 0.00 | 0.00 | 0.00 | 0.00 | 0.00 | 0.00 | 0.00 | 0.00 | 0.00 | 0.00 | 0.00 | |
| Liquidated damages and similar claims | 0.00 | 0.00 | 0.00 | 0.00 | 0.00 | 0.00 | 0.00 | 0.00 | 0.00 | 0.00 | 0.00 | 0.00 | 0.00 | 0.00 | 0.00 | 0.00 | 0.00 | 0.00 | 0.00 | 0.00 | 0.00 | 0.00 | 0.00 | 0.00 | 0.00 | 0.00 | 0.00 | |
| Others (e.g. TEF, BTR, Doca Stamp, etc.) | 0.00 | 0.00 | 0.00 | 0.00 | 0.00 | 0.00 | 0.00 | 0.00 | 0.00 | 0.00 | 0.00 | 0.00 | 0.00 | 0.00 | 0.00 | 0.00 | 0.00 | 0.00 | 0.00 | 0.00 | 0.00 | 0.00 | 0.00 | 0.00 | 0.00 | 0.00 | 0.00 | |
| TOTAL NON-CASH DISBURSEMENTS | 6,989.70 | 706,373.61 | 0.00 | 1,092,903.68 | 1,806,266.99 | 0.00 | 0.00 | 0.00 | 0.00 | 0.00 | 0.00 | 0.00 | 0.00 | 0.00 | 0.00 | 0.00 | 1,806,266.99 | 0.00 | 0.00 | 0.00 | 0.00 | 6,989.70 | 706,373.61 | 0.00 | 1,092,903.68 | 1,806,266.99 | | |
| GRAND TOTAL | 9,878,083.67 | 1,655,025.53 | 0.00 | 18,142,201.16 | 29,675,310.36 | 0.00 | 0.00 | 0.00 | 0.00 | 0.00 | 0.00 | 0.00 | 0.00 | 0.00 | 0.00 | 0.00 | 29,675,310.36 | 0.00 | 0.00 | 0.00 | 0.00 | 9,878,083.67 | 1,655,025.53 | 0.00 | 18,142,201.16 | 29,675,310.36 | | |

| Particulars | Previous Report | This Month | As of Date |
|--|-----------------|------------|------------|
| | | | |
| Total Disbursement Authorities Received | 0.00 | 0.00 | 0.00 |
| NCA | 0.00 | 0.00 | 0.00 |
| NTA | 0.00 | 0.00 | 0.00 |
| Working Fund | 0.00 | 0.00 | 0.00 |
| TRA | 0.00 | 0.00 | 0.00 |
| CDC | 0.00 | 0.00 | 0.00 |
| NCAA | 0.00 | 0.00 | 0.00 |
| Less: Notice of Transfer of Allocations (NTA) issued | 0.00 | 0.00 | 0.00 |
| Total Disbursement Authorities Available | 0.00 | 0.00 | 0.00 |
| Less: | 0.00 | 0.00 | 0.00 |
| Lapsed NCA | 0.00 | 0.00 | 0.00 |
| Disbursements | 0.00 | 0.00 | 0.00 |
| Less: Other Non-Cash Disbursements | 0.00 | 0.00 | 0.00 |
| Disbursements effected through outright deductions from claims | 0.00 | 0.00 | 0.00 |
| Overpayment of expenses (e.g. personnel benefits) | 0.00 | 0.00 | 0.00 |
| Restitution for loss of government property | 0.00 | 0.00 | 0.00 |
| Liquidated damages and similar claims | 0.00 | 0.00 | 0.00 |
| Others (e.g. TEF, BTR, Doca Stamp, etc.) | 0.00 | 0.00 | 0.00 |
| Add/ Less: Adjustments (e.g. cancelled/stated checks) | 0.00 | 0.00 | 0.00 |
| Balance of Disbursement Authorities as of date | 0.00 | 0.00 | 0.00 |
| Total Disbursements Program | 0.00 | 0.00 | 0.00 |
| Less: Actual Disbursements | 0.00 | 0.00 | 0.00 |
| (Over)/Under spending | 0.00 | 0.00 | 0.00 |

Notes: * The use of NTA is discouraged
Notes: ** Amounts should tally with the grand total disbursement (column 27).

Certified Correct:

JOSEPH IAN P. GUINTO
Accountant IV
Date: 2021-09-01 15:23:07

Recommending Approval:

LUIS M. LANSANG, DPA
Chief Administrative Officer
Date: 2021-09-02 11:47:57

Approved By:

ENRIQUE S. BARING, ED.D.
SUC President III
Date: 2021-09-02 11:52:55


MONTHLY REPORT OF DISBURSEMENTS
For the month of August 2021

Department: State Universities and Colleges (SUCs)
Agency/Entity: Don Honorio Ventura State University
Operating Unit: < not applicable >
Organization Code (UAOS): 08 031 0000000
Fund Cluster: 01 Regular Agency Fund

| Particulars | Current Year Budget | | | | | Prior Year's Accounts Payable | | | | | Current Year's Accounts Payable | | | | | TOTAL | SUB-TOTAL | Trust Liabilities | | | | Grand Total | | | | Remarks | | | |
|--|---------------------|--------------|-------|--------------|---------------|-------------------------------|------|-------|------|---------------|---------------------------------|------|-------|------|------------------|------------|---------------|-------------------|------|------|---------------|---------------|--------------|-------|--------------|------------------|-------|------|--|
| | PS | MOOE | FinEx | CO | TOTAL | PS | MOOE | FinEx | CO | Sub-Total | PS | MOOE | FinEx | CO | Sub-Total | | | PS | MOOE | CO | TOTAL | PS | MOOE | FinEx | CO | | TOTAL | | |
| 1 | 2 | 3 | 4 | 5 | 6=(2+3+4+5) | 7 | 8 | 9 | 10 | 11=(7+8+9+10) | 12 | 13 | 14 | 15 | 16=(12+13+14+15) | 17=(11+16) | 18=(6+17) | 19 | 20 | 21 | 22=(19+20+21) | 23 | 24 | 25 | 26 | 27=(23+24+25+26) | 28 | | |
| SH DISBURSEMENTS | 25,477,408.52 | 2,324,695.15 | 0.00 | 1,959,367.02 | 29,761,470.69 | 0.00 | 0.00 | 0.00 | 0.00 | 0.00 | 0.00 | 0.00 | 0.00 | 0.00 | 0.00 | 0.00 | 29,761,470.69 | 0.00 | 0.00 | 0.00 | 0.00 | 25,477,408.52 | 2,324,695.15 | 0.00 | 1,959,367.02 | 29,761,470.69 | | | |
| Notice of Cash Allocation (NCA) | 25,477,408.52 | 2,324,695.15 | 0.00 | 1,959,367.02 | 29,761,470.69 | 0.00 | 0.00 | 0.00 | 0.00 | 0.00 | 0.00 | 0.00 | 0.00 | 0.00 | 0.00 | 0.00 | 29,761,470.69 | 0.00 | 0.00 | 0.00 | 0.00 | 25,477,408.52 | 2,324,695.15 | 0.00 | 1,959,367.02 | 29,761,470.69 | | | |
| MDS Checks Issued | 9,443,053.54 | 1,361,124.97 | 0.00 | 0.00 | 10,804,178.51 | 0.00 | 0.00 | 0.00 | 0.00 | 0.00 | 0.00 | 0.00 | 0.00 | 0.00 | 0.00 | 0.00 | 10,804,178.51 | 0.00 | 0.00 | 0.00 | 0.00 | 9,443,053.54 | 1,361,124.97 | 0.00 | 0.00 | 10,804,178.51 | | | |
| Advice to Debit Account | 16,034,354.98 | 963,570.18 | 0.00 | 1,959,367.02 | 18,957,292.18 | 0.00 | 0.00 | 0.00 | 0.00 | 0.00 | 0.00 | 0.00 | 0.00 | 0.00 | 0.00 | 0.00 | 18,957,292.18 | 0.00 | 0.00 | 0.00 | 0.00 | 16,034,354.98 | 963,570.18 | 0.00 | 1,959,367.02 | 18,957,292.18 | | | |
| Notice of Transfer Allocations (NTA) | 0.00 | 0.00 | 0.00 | 0.00 | 0.00 | 0.00 | 0.00 | 0.00 | 0.00 | 0.00 | 0.00 | 0.00 | 0.00 | 0.00 | 0.00 | 0.00 | 0.00 | 0.00 | 0.00 | 0.00 | 0.00 | 0.00 | 0.00 | 0.00 | 0.00 | 0.00 | 0.00 | | |
| MDS Checks Issued | 0.00 | 0.00 | 0.00 | 0.00 | 0.00 | 0.00 | 0.00 | 0.00 | 0.00 | 0.00 | 0.00 | 0.00 | 0.00 | 0.00 | 0.00 | 0.00 | 0.00 | 0.00 | 0.00 | 0.00 | 0.00 | 0.00 | 0.00 | 0.00 | 0.00 | 0.00 | 0.00 | 0.00 | |
| Advice to Debit Account | 0.00 | 0.00 | 0.00 | 0.00 | 0.00 | 0.00 | 0.00 | 0.00 | 0.00 | 0.00 | 0.00 | 0.00 | 0.00 | 0.00 | 0.00 | 0.00 | 0.00 | 0.00 | 0.00 | 0.00 | 0.00 | 0.00 | 0.00 | 0.00 | 0.00 | 0.00 | 0.00 | 0.00 | |
| Working Fund for FAPs | 0.00 | 0.00 | 0.00 | 0.00 | 0.00 | 0.00 | 0.00 | 0.00 | 0.00 | 0.00 | 0.00 | 0.00 | 0.00 | 0.00 | 0.00 | 0.00 | 0.00 | 0.00 | 0.00 | 0.00 | 0.00 | 0.00 | 0.00 | 0.00 | 0.00 | 0.00 | 0.00 | 0.00 | |
| Cash Disbursement Ceiling (CDC) | 0.00 | 0.00 | 0.00 | 0.00 | 0.00 | 0.00 | 0.00 | 0.00 | 0.00 | 0.00 | 0.00 | 0.00 | 0.00 | 0.00 | 0.00 | 0.00 | 0.00 | 0.00 | 0.00 | 0.00 | 0.00 | 0.00 | 0.00 | 0.00 | 0.00 | 0.00 | 0.00 | 0.00 | |
| TAL CASH DISBURSEMENTS | 25,477,408.52 | 2,324,695.15 | 0.00 | 1,959,367.02 | 29,761,470.69 | 0.00 | 0.00 | 0.00 | 0.00 | 0.00 | 0.00 | 0.00 | 0.00 | 0.00 | 0.00 | 0.00 | 29,761,470.69 | 0.00 | 0.00 | 0.00 | 0.00 | 25,477,408.52 | 2,324,695.15 | 0.00 | 1,959,367.02 | 29,761,470.69 | | | |
| NON-CASH DISBURSEMENTS | 2,720,355.36 | 308,108.15 | 0.00 | 175,840.63 | 3,204,304.14 | 0.00 | 0.00 | 0.00 | 0.00 | 0.00 | 0.00 | 0.00 | 0.00 | 0.00 | 0.00 | 0.00 | 3,204,304.14 | 0.00 | 0.00 | 0.00 | 0.00 | 2,720,355.36 | 308,108.15 | 0.00 | 175,840.63 | 3,204,304.14 | | | |
| Renittance Advices Issued (TRA) | 2,720,355.36 | 308,108.15 | 0.00 | 175,840.63 | 3,204,304.14 | 0.00 | 0.00 | 0.00 | 0.00 | 0.00 | 0.00 | 0.00 | 0.00 | 0.00 | 0.00 | 0.00 | 3,204,304.14 | 0.00 | 0.00 | 0.00 | 0.00 | 2,720,355.36 | 308,108.15 | 0.00 | 175,840.63 | 3,204,304.14 | | | |
| Non-Cash Availment Authority (NCAA) | 0.00 | 0.00 | 0.00 | 0.00 | 0.00 | 0.00 | 0.00 | 0.00 | 0.00 | 0.00 | 0.00 | 0.00 | 0.00 | 0.00 | 0.00 | 0.00 | 0.00 | 0.00 | 0.00 | 0.00 | 0.00 | 0.00 | 0.00 | 0.00 | 0.00 | 0.00 | 0.00 | 0.00 | |
| Disbursements effected through outright deductions from claims (please specify...) | 0.00 | 0.00 | 0.00 | 0.00 | 0.00 | 0.00 | 0.00 | 0.00 | 0.00 | 0.00 | 0.00 | 0.00 | 0.00 | 0.00 | 0.00 | 0.00 | 0.00 | 0.00 | 0.00 | 0.00 | 0.00 | 0.00 | 0.00 | 0.00 | 0.00 | 0.00 | 0.00 | 0.00 | |
| Overpayment of expenses (e.g. personnel salaries) | 0.00 | 0.00 | 0.00 | 0.00 | 0.00 | 0.00 | 0.00 | 0.00 | 0.00 | 0.00 | 0.00 | 0.00 | 0.00 | 0.00 | 0.00 | 0.00 | 0.00 | 0.00 | 0.00 | 0.00 | 0.00 | 0.00 | 0.00 | 0.00 | 0.00 | 0.00 | 0.00 | 0.00 | |
| Restitution for loss of government property | 0.00 | 0.00 | 0.00 | 0.00 | 0.00 | 0.00 | 0.00 | 0.00 | 0.00 | 0.00 | 0.00 | 0.00 | 0.00 | 0.00 | 0.00 | 0.00 | 0.00 | 0.00 | 0.00 | 0.00 | 0.00 | 0.00 | 0.00 | 0.00 | 0.00 | 0.00 | 0.00 | 0.00 | |
| Liquidated damages and similar claims | 0.00 | 0.00 | 0.00 | 0.00 | 0.00 | 0.00 | 0.00 | 0.00 | 0.00 | 0.00 | 0.00 | 0.00 | 0.00 | 0.00 | 0.00 | 0.00 | 0.00 | 0.00 | 0.00 | 0.00 | 0.00 | 0.00 | 0.00 | 0.00 | 0.00 | 0.00 | 0.00 | 0.00 | |
| Others (TEF, BTR, Docs Stamp, etc.) | 0.00 | 0.00 | 0.00 | 0.00 | 0.00 | 0.00 | 0.00 | 0.00 | 0.00 | 0.00 | 0.00 | 0.00 | 0.00 | 0.00 | 0.00 | 0.00 | 0.00 | 0.00 | 0.00 | 0.00 | 0.00 | 0.00 | 0.00 | 0.00 | 0.00 | 0.00 | 0.00 | 0.00 | |
| TAL NON-CASH DISBURSEMENTS | 2,720,355.36 | 308,108.15 | 0.00 | 175,840.63 | 3,204,304.14 | 0.00 | 0.00 | 0.00 | 0.00 | 0.00 | 0.00 | 0.00 | 0.00 | 0.00 | 0.00 | 0.00 | 3,204,304.14 | 0.00 | 0.00 | 0.00 | 0.00 | 2,720,355.36 | 308,108.15 | 0.00 | 175,840.63 | 3,204,304.14 | | | |
| SUMMARY | 28,197,763.88 | 2,632,803.30 | 0.00 | 2,135,207.65 | 32,965,774.83 | 0.00 | 0.00 | 0.00 | 0.00 | 0.00 | 0.00 | 0.00 | 0.00 | 0.00 | 0.00 | 0.00 | 32,965,774.83 | 0.00 | 0.00 | 0.00 | 0.00 | 28,197,763.88 | 2,632,803.30 | 0.00 | 2,135,207.65 | 32,965,774.83 | | | |


| Particulars | Previous Report | This Month | As at Date |
|--|-----------------|------------|------------|
| (1) | (2) | (3) | (4) |
| Disbursement Authorities Received | 0.00 | 0.00 | 0.00 |
| CA | 0.00 | 0.00 | 0.00 |
| TA | 0.00 | 0.00 | 0.00 |
| Working Fund | 0.00 | 0.00 | 0.00 |
| RA | 0.00 | 0.00 | 0.00 |
| DC | 0.00 | 0.00 | 0.00 |
| CAA | 0.00 | 0.00 | 0.00 |
| Notice of Transfer of Allocations (NTA) issued | 0.00 | 0.00 | 0.00 |
| Disbursement Authorities Available | 0.00 | 0.00 | 0.00 |
| nt: | 0.00 | 0.00 | 0.00 |
| spent NCA | 0.00 | 0.00 | 0.00 |
| Disbursements | 0.00 | 0.00 | 0.00 |
| Other Non-Cash Disbursements | 0.00 | 0.00 | 0.00 |
| Disbursements effected through outright deductions from claims | 0.00 | 0.00 | 0.00 |
| Overpayment of expenses (e.g. personnel benefits) | 0.00 | 0.00 | 0.00 |
| Restitution for loss of government property | 0.00 | 0.00 | 0.00 |
| Liquidated damages and similar claims | 0.00 | 0.00 | 0.00 |
| Others (e.g. TEF, BTR, Docs Stamp, etc.) | 0.00 | 0.00 | 0.00 |
| Less: Adjustments (e.g. cancelled/voided checks) | 0.00 | 0.00 | 0.00 |
| Balance of Disbursement Authorities as at date | 0.00 | 0.00 | 0.00 |
| Disbursements Program | 0.00 | 0.00 | 0.00 |
| Actual Disbursements | 0.00 | 0.00 | 0.00 |
| Under spending | 0.00 | 0.00 | 0.00 |

nt: * The use of NTA is discouraged
nt: ** Amounts should tally with the grand total disbursement (column 27).

Certified Correct:

JOSEPH IAN P. GUINTU
Accountant IV
Date: 2021-09-21 15:46:43

Recommending Approval:

LUIS M. LANSANG, DPA
Chief Administrative Officer
Date: 2021-09-21 15:49:33

Approved By:

ENRIQUE G. KING, ED.D.
SUC President II
Date: 2021-09-21 15:53:12

MONTHLY REPORT OF DISBURSEMENTS
For the month of September 2021

Department: State Universities and Colleges (SUCs)
Agency/Entity: Don Honorio Ventura State University
Operating Unit: <not applicable >
Organization Code (UACS): 08 031 000000
Fund Cluster: 01 Regular Agency Fund

Main table with columns: Particulars, Current Year Budget (PS, MOOE, FinEx, CO, TOTAL), Prior Year's Budget, Prior Year's Accounts Payable, Current Year's Accounts Payable, Total, Sub-Total, Trust Liabilities (PS, MOOE, CO, TOTAL), Grand Total (PS, MOOE, FinEx, CO, TOTAL), Remarks.

SUMMARY table with columns: Particulars (1), Previous Report (2), This Month (3), As at Date (4). Rows include Total Disbursement Authorities Received, NCA, NTA, Working Fund, TRA, CDC, NCAA, etc.

Certified Correct:
JOSEPH IAN P. GUINTU
Accountant IV
Date: 2021-10-12 18:57:42

Recommending Approval:
LUIS M. LANSANG, CPA
Chief Administrative Officer
Date: 2021-10-12 19:01:15

Approved by:
ENRIQUE S. BAKING, ED.D.
SUC President III
Date: 2021-10-18 07:09:35