


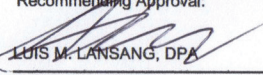
QUARTERLY REPORT OF REVENUE AND OTHER RECEIPTS


As at the Quarter Ending September 30, 2021

Department : State Universities and Colleges (SUCs)  
 Agency : Don Honorio Ventura State University  
 Operating Unit : < not applicable >  
 Organization Code (UACS) : 08 031 0000000  
 Fund Cluster : 05 - Internally Generated Funds

Classification/Sources of Revenue and Other Receipts	UACS CODE	REVENUE TARGET (Annual) per BESF	Actual Revenue and Other Receipts Collections					Cumulative Remittance/Deposits to Date			Variance		Remarks
			1st Quarter Ending March 31	2nd Quarter Ending June 30	3rd Quarter Ending Sept. 30	4th Quarter Ending Dec. 31	Total	Remittance to BTr	Deposited with AGDB	TOTAL	Amount	%	
1	2	3	4	5	6	7	8=[(6+(-)7]-8+9)	9	10	11=(9+10)	12=(8-3)	13=(12/3)	14
Internally Generated Funds		749,966,000.00	5,419,653.86	12,927,683.45	229,637,161.36	0.00	247,984,498.67	0.00	247,984,498.67	247,984,498.67	(501,981,501.33)	-67 %	
Revenue Collections		749,966,000.00	5,419,653.86	12,927,683.45	229,637,161.36	0.00	247,984,498.67	0.00	247,984,498.67	247,984,498.67	(501,981,501.33)	-67 %	
Cash Revenue		749,966,000.00	5,419,653.86	12,927,683.45	229,637,161.36	0.00	247,984,498.67	0.00	247,984,498.67	247,984,498.67	(501,981,501.33)	-67 %	
Non-Tax		749,966,000.00	5,419,653.86	12,927,683.45	229,637,161.36	0.00	247,984,498.67	0.00	247,984,498.67	247,984,498.67	(501,981,501.33)	-67 %	
Registration Fees	4020102000	11,966,000.00	140,405.00	184,993.00	238,960.00	0.00	574,358.00	0.00	574,358.00	574,358.00	(11,391,642.00)	-95 %	
Clearance Fees	4020104000	42,708,000.00	204,300.00	748,800.00	339,200.00	0.00	1,292,300.00	0.00	1,292,300.00	1,292,300.00	(41,415,700.00)	-97 %	
Other Verification and Authentication Fees	4020111099	469,000.00	4,350.00	3,210.00	3,200.00	0.00	10,760.00	0.00	10,760.00	10,760.00	(458,240.00)	-98 %	
Other Service Income	4020199099	13,335,000.00	85,350.00	99,610.00	131,560.00	0.00	316,520.00	0.00	316,520.00	316,520.00	(13,018,480.00)	-98 %	
Tuition Fees	4020201000	208,412,000.00	4,821,880.06	11,596,867.34	9,540,353.44	0.00	25,959,100.84	0.00	25,959,100.84	25,959,100.84	(182,452,899.16)	-98 %	
Seminar/Training Fees	4020204000	216,000.00	2,000.00	0.00	824.00	0.00	2,824.00	0.00	2,824.00	2,824.00	(213,176.00)	-99 %	
Rent/Lease Income	4020205000	7,533,000.00	0.00	0.00	504,000.00	0.00	504,000.00	0.00	504,000.00	504,000.00	(7,029,000.00)	-93 %	
Income from Hostels/Dormitories and other Like facilities	4020213000	3,496,000.00	0.00	0.00	0.00	0.00	0.00	0.00	0.00	0.00	(3,496,000.00)	-100 %	
Others	4020221099	7,028,000.00	38,532.55	27,455.88	32,584.04	0.00	98,572.47	0.00	98,572.47	98,572.47	(6,929,427.53)	-99 %	
Fines and Penalties - Business Income	4020223000	36,000.00	155.00	100.00	0.00	0.00	255.00	0.00	255.00	255.00	(35,745.00)	-99 %	
Other Business Income	4020299099	21,444,000.00	122,681.25	221,921.00	241,549.00	0.00	586,151.25	0.00	586,151.25	586,151.25	(20,857,848.75)	-97 %	
Subsidy from other National Government Agencies	4030102000	433,323,000.00	0.00	0.00	218,591,140.00	0.00	218,591,140.00	0.00	218,591,140.00	218,591,140.00	(214,731,860.00)	-50 %	
Miscellaneous Income	4060999000	0.00	0.00	34,726.23	13,790.88	0.00	48,517.11	0.00	48,517.11	48,517.11	48,517.11	0 %	
<b>TOTAL</b>		<b>749,966,000.00</b>	<b>5,419,653.86</b>	<b>12,927,683.45</b>	<b>229,637,161.36</b>	<b>0.00</b>	<b>247,984,498.67</b>	<b>0.00</b>	<b>247,984,498.67</b>	<b>247,984,498.67</b>	<b>(501,981,501.33)</b>	<b>-67 %</b>	

Certified Correct:  
  
 JOSEPH IAN P. GUINTU  
 Accountant IV  
 Date: 2021-10-12 13:30:31

Recommending Approval:  
  
 LOUIS M. LANSANG, DPA  
 Chief Administrative Officer  
 Date: 2021-10-12 19:02:16

Approved:  
  
 ENRIQUE G. BAKING, ED.D.  
 SUC President III  
 Date: 2021-10-18 07:08:31