

MONTHLY REPORT OF DISBURSEMENTS
For the month of October 2020

Department : State Universities and Colleges (SUCs)
Agency/Entity : Don Honorio Ventura Technological State University
Operating Unit : < not applicable >
Organization Code : 06 031 000000
Fund Cluster : 01 Regular Agency Fund

Particulars	Current Year Budget					Prior Year's Budget										Current Year's Accounts Payable					SUB-TOTAL					Trust Liabilities				Grand Total				Remarks
	PS	MOOE	FinEx	CO	TOTAL	PS	MOOE	FinEx	CO	Sub-Total	PS	MOOE	FinEx	CO	Sub-Total	TOTAL	PS	MOOE	CO	TOTAL	PS	MOOE	FinEx	CO	TOTAL	PS	MOOE	FinEx	CO	TOTAL				
	1	2	3	4	5	6=(2+3+4+5)	7	8	9	10	11=(7+8+9+10)	12	13	14	15	16=(12+13+14+15)	17=(11+16)	18=(5+17)	19	20	21	22=(19+20+21)	23	24	25	26	27=(23+24+25+26)	28						
CASH DISBURSEMENTS	19,416,239.92	8,500,908.69	0.00	0.00	26,917,147.51	0.00	0.00	0.00	9,400,178.26	9,400,178.26	0.00	0.00	0.00	0.00	0.00	9,400,178.26	36,317,325.77	0.00	0.00	0.00	0.00	19,416,239.92	8,500,908.69	0.00	0.00	9,400,178.26	36,317,325.77							
Notice of Cash Allocation (NCA)	19,416,239.92	8,500,908.69	0.00	0.00	26,917,147.51	0.00	0.00	0.00	9,400,178.26	9,400,178.26	0.00	0.00	0.00	0.00	0.00	9,400,178.26	36,317,325.77	0.00	0.00	0.00	0.00	19,416,239.92	8,500,908.69	0.00	0.00	9,400,178.26	36,317,325.77							
MDS Checks Issued	7,028,281.79	2,434,371.14	0.00	0.00	9,462,652.94	0.00	0.00	0.00	0.00	0.00	0.00	0.00	0.00	0.00	0.00	0.00	9,462,652.94	0.00	0.00	0.00	0.00	7,028,281.79	2,434,371.14	0.00	0.00	0.00	9,462,652.94							
Advance to Debit Account	11,387,957.12	6,066,537.55	0.00	0.00	17,454,494.67	0.00	0.00	0.00	9,400,178.26	9,400,178.26	0.00	0.00	0.00	0.00	0.00	9,400,178.26	26,854,572.93	0.00	0.00	0.00	0.00	11,387,957.12	6,066,537.55	0.00	0.00	9,400,178.26	26,854,572.93							
Notice of Transfer Allocations (NTA)	0.00	0.00	0.00	0.00	0.00	0.00	0.00	0.00	0.00	0.00	0.00	0.00	0.00	0.00	0.00	0.00	0.00	0.00	0.00	0.00	0.00	0.00	0.00	0.00	0.00	0.00	0.00	0.00	0.00					
MDS Checks Issued	0.00	0.00	0.00	0.00	0.00	0.00	0.00	0.00	0.00	0.00	0.00	0.00	0.00	0.00	0.00	0.00	0.00	0.00	0.00	0.00	0.00	0.00	0.00	0.00	0.00	0.00	0.00	0.00	0.00	0.00				
Advance to Debit Account	0.00	0.00	0.00	0.00	0.00	0.00	0.00	0.00	0.00	0.00	0.00	0.00	0.00	0.00	0.00	0.00	0.00	0.00	0.00	0.00	0.00	0.00	0.00	0.00	0.00	0.00	0.00	0.00	0.00	0.00				
Working Fund for FAPs	0.00	0.00	0.00	0.00	0.00	0.00	0.00	0.00	0.00	0.00	0.00	0.00	0.00	0.00	0.00	0.00	0.00	0.00	0.00	0.00	0.00	0.00	0.00	0.00	0.00	0.00	0.00	0.00	0.00	0.00				
Cash Disbursement and Ceiling (CDC)	0.00	0.00	0.00	0.00	0.00	0.00	0.00	0.00	0.00	0.00	0.00	0.00	0.00	0.00	0.00	0.00	0.00	0.00	0.00	0.00	0.00	0.00	0.00	0.00	0.00	0.00	0.00	0.00	0.00	0.00				
TOTAL CASH DISBURSEMENTS	19,416,239.92	8,500,908.69	0.00	0.00	26,917,147.51	0.00	0.00	0.00	9,400,178.26	9,400,178.26	0.00	0.00	0.00	0.00	0.00	9,400,178.26	36,317,325.77	0.00	0.00	0.00	0.00	19,416,239.92	8,500,908.69	0.00	0.00	9,400,178.26	36,317,325.77							
NON-CASH DISBURSEMENTS	1,379,626.8*	64,328.38	0.00	0.00	1,443,955.18	0.00	0.00	0.00	707,540.30	707,540.30	0.00	0.00	0.00	0.00	0.00	707,540.30	2,151,495.48	0.00	0.00	0.00	0.00	1,379,626.81	64,328.38	0.00	0.00	707,540.30	2,151,495.48							
Tax Remittance Advice Issued (TRA)	1,379,626.8*	64,328.38	0.00	0.00	1,443,955.18	0.00	0.00	0.00	707,540.30	707,540.30	0.00	0.00	0.00	0.00	0.00	707,540.30	2,151,495.48	0.00	0.00	0.00	0.00	1,379,626.81	64,328.38	0.00	0.00	707,540.30	2,151,495.48							
Non-Cash Availment Authority (NCAA)	0.00	0.00	0.00	0.00	0.00	0.00	0.00	0.00	0.00	0.00	0.00	0.00	0.00	0.00	0.00	0.00	0.00	0.00	0.00	0.00	0.00	0.00	0.00	0.00	0.00	0.00	0.00	0.00	0.00	0.00				
Disbursements effected through outright deductions from original disbursements (e.g., Depayment of expenses (e.g. personal benefits)	0.00	0.00	0.00	0.00	0.00	0.00	0.00	0.00	0.00	0.00	0.00	0.00	0.00	0.00	0.00	0.00	0.00	0.00	0.00	0.00	0.00	0.00	0.00	0.00	0.00	0.00	0.00	0.00	0.00	0.00				
Restitution for loss of government property	0.00	0.00	0.00	0.00	0.00	0.00	0.00	0.00	0.00	0.00	0.00	0.00	0.00	0.00	0.00	0.00	0.00	0.00	0.00	0.00	0.00	0.00	0.00	0.00	0.00	0.00	0.00	0.00	0.00	0.00				
Liquidated damages and similar claims	0.00	0.00	0.00	0.00	0.00	0.00	0.00	0.00	0.00	0.00	0.00	0.00	0.00	0.00	0.00	0.00	0.00	0.00	0.00	0.00	0.00	0.00	0.00	0.00	0.00	0.00	0.00	0.00	0.00	0.00				
Others (e.g. TEP, BTI, Docs Stamp, etc.)	0.00	0.00	0.00	0.00	0.00	0.00	0.00	0.00	0.00	0.00	0.00	0.00	0.00	0.00	0.00	0.00	0.00	0.00	0.00	0.00	0.00	0.00	0.00	0.00	0.00	0.00	0.00	0.00	0.00	0.00				
Adjustments (e.g. cancelled/stated checks)	0.00	0.00	0.00	0.00	0.00	0.00	0.00	0.00	0.00	0.00	0.00	0.00	0.00	0.00	0.00	0.00	0.00	0.00	0.00	0.00	0.00	0.00	0.00	0.00	0.00	0.00	0.00	0.00	0.00	0.00				
TOTAL NON-CASH DISBURSEMENTS	1,379,626.8*	64,328.38	0.00	0.00	1,443,955.18	0.00	0.00	0.00	707,540.30	707,540.30	0.00	0.00	0.00	0.00	0.00	707,540.30	2,151,495.48	0.00	0.00	0.00	0.00	1,379,626.81	64,328.38	0.00	0.00	707,540.30	2,151,495.48							
GRAND TOTAL	19,795,866.72	8,565,237.07	0.00	0.00	28,361,102.70	0.00	0.00	0.00	10,107,718.56	10,107,718.56	0.00	0.00	0.00	0.00	0.00	10,107,718.56	38,468,821.26	0.00	0.00	0.00	0.00	19,795,866.73	8,565,237.07	0.00	0.00	10,107,718.56	38,468,821.26							

SUMMARY

Particulars	Previous Report (2)	This Month (3)	As at Date (4)
Total Disbursement Authorities Received	0.00	0.00	0.00
NCA	0.00	0.00	0.00
NTA	0.00	0.00	0.00
Working Fund	0.00	0.00	0.00
TRA	0.00	0.00	0.00
CDC	0.00	0.00	0.00
NCAA	0.00	0.00	0.00
Less: Notice of Transfer of Allocations (NTA) Issued	0.00	0.00	0.00
Total Disbursement Authorities Available	0.00	0.00	0.00
Less:	0.00	0.00	0.00
Lapsed NCA	0.00	0.00	0.00
Disbursements	0.00	0.00	0.00
Less: Other Non-Cash Disbursements	0.00	0.00	0.00
Disbursements effected through outright deductions from claims	0.00	0.00	0.00
Depayment of expenses (e.g. personal benefits)	0.00	0.00	0.00
Restitution for loss of government property	0.00	0.00	0.00
Liquidated damages and similar claims	0.00	0.00	0.00
Others (e.g. TEP, BTI, Docs Stamp, etc.)	0.00	0.00	0.00
Adjustments (e.g. cancelled/stated checks)	0.00	0.00	0.00
Balance of Disbursement Authorities as at date	0.00	0.00	0.00
Total Disbursements Program	0.00	0.00	0.00
Less: Actual Disbursements	0.00	0.00	0.00
Over/Under spending	0.00	0.00	0.00

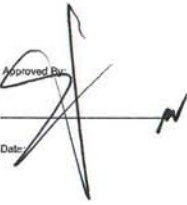
Note: * The use of NTA is discouraged
Notes: ** Amounts should tally with the grand total disbursement (column 27).

Certified Correct:

Date:

Recommendation/Approval:

Date:

Approved By:

Date:


MONTHLY REPORT OF DISBURSEMENTS
For the month of November 2020

Department : State Universities and Colleges (SUCs)
Agency/Entity : Don Honorio Ventura Technological State University
Operating Unit : < not applicable >
Organization Code : 00 031 000000
Fund Cluster : 01 Regular Agency Fund

Particulars	Current Year Budget					Prior Year's Budget										Current Year's Accounts Payable					Trust Liabilities					Grand Total					Remarks
	PS	MOOE	FinEx	CO	TOTAL	PS	MOOE	FinEx	CO	Sub-Total	PS	MOOE	FinEx	CO	Sub-Total	TOTAL	SUB-TOTAL	PS	MOOE	CO	TOTAL	PS	MOOE	FinEx	CO	TOTAL					
	1	2	3	4	5	6=(2+3+4+5)	7	8	9	10	11=(7+8+9+10)	12	13	14	15	16=(12+13+14+15)	17=(11+16)	18=(6+17)	19	20	21	22=(19+20+21)	23	24	25	26	27=(23+24+25+26)	28			
CASH DISBURSEMENTS	33,991,454.27	12,992,285.66	0.00	0.00	46,983,739.93	0.00	0.00	0.00	1,224,922.23	1,224,922.23	0.00	0.00	0.00	0.00	0.00	1,224,922.23	48,208,662.16	0.00	0.00	0.00	0.00	33,991,454.27	12,992,285.66	0.00	1,224,922.23	48,208,662.16					
Notice of Cash Allocation (NCA)	33,991,454.27	12,992,285.66	0.00	0.00	46,983,739.93	0.00	0.00	0.00	1,224,922.23	1,224,922.23	0.00	0.00	0.00	0.00	0.00	1,224,922.23	48,208,662.16	0.00	0.00	0.00	0.00	33,991,454.27	12,992,285.66	0.00	1,224,922.23	48,208,662.16					
MDS Checks Issued	4,462,077.16	12,206,570.07	0.00	0.00	16,668,647.23	0.00	0.00	0.00	1,224,922.23	1,224,922.23	0.00	0.00	0.00	0.00	0.00	1,224,922.23	17,893,569.46	0.00	0.00	0.00	0.00	4,462,077.16	12,206,570.07	0.00	1,224,922.23	17,893,569.46					
Advice to Debt Account	29,529,377.11	785,715.58	0.00	0.00	30,315,092.70	0.00	0.00	0.00	0.00	0.00	0.00	0.00	0.00	0.00	0.00	30,315,092.70	0.00	0.00	0.00	0.00	29,529,377.11	785,715.58	0.00	0.00	30,315,092.70						
Notice of Transfer Allocations (NTA)	0.00	0.00	0.00	0.00	0.00	0.00	0.00	0.00	0.00	0.00	0.00	0.00	0.00	0.00	0.00	0.00	0.00	0.00	0.00	0.00	0.00	0.00	0.00	0.00	0.00	0.00	0.00				
MDS Checks Issued	0.00	0.00	0.00	0.00	0.00	0.00	0.00	0.00	0.00	0.00	0.00	0.00	0.00	0.00	0.00	0.00	0.00	0.00	0.00	0.00	0.00	0.00	0.00	0.00	0.00	0.00	0.00	0.00			
Advice to Debt Account	0.00	0.00	0.00	0.00	0.00	0.00	0.00	0.00	0.00	0.00	0.00	0.00	0.00	0.00	0.00	0.00	0.00	0.00	0.00	0.00	0.00	0.00	0.00	0.00	0.00	0.00	0.00	0.00			
Working Fund for FAPs	0.00	0.00	0.00	0.00	0.00	0.00	0.00	0.00	0.00	0.00	0.00	0.00	0.00	0.00	0.00	0.00	0.00	0.00	0.00	0.00	0.00	0.00	0.00	0.00	0.00	0.00	0.00	0.00	0.00		
Cash Disbursement Ceiling (CDC)	0.00	0.00	0.00	0.00	0.00	0.00	0.00	0.00	0.00	0.00	0.00	0.00	0.00	0.00	0.00	0.00	0.00	0.00	0.00	0.00	0.00	0.00	0.00	0.00	0.00	0.00	0.00	0.00	0.00		
TOTAL CASH DISBURSEMENTS	33,991,454.27	12,992,285.66	0.00	0.00	46,983,739.93	0.00	0.00	0.00	1,224,922.23	1,224,922.23	0.00	0.00	0.00	0.00	0.00	1,224,922.23	48,208,662.16	0.00	0.00	0.00	0.00	33,991,454.27	12,992,285.66	0.00	1,224,922.23	48,208,662.16					
NON-CASH DISBURSEMENTS	2,528,305.36	710,569.24	0.00	0.00	3,238,874.60	0.00	0.00	0.00	92,198.44	92,198.44	0.00	0.00	0.00	0.00	0.00	92,198.44	3,331,073.04	0.00	0.00	0.00	0.00	2,528,305.36	710,569.24	0.00	92,198.44	3,331,073.04					
Tax Remittance Advice Issued (TRA)	2,528,305.36	710,569.24	0.00	0.00	3,238,874.60	0.00	0.00	0.00	92,198.44	92,198.44	0.00	0.00	0.00	0.00	0.00	92,198.44	3,331,073.04	0.00	0.00	0.00	0.00	2,528,305.36	710,569.24	0.00	92,198.44	3,331,073.04					
Non-Cash Availment Authority (NCAA)	0.00	0.00	0.00	0.00	0.00	0.00	0.00	0.00	0.00	0.00	0.00	0.00	0.00	0.00	0.00	0.00	0.00	0.00	0.00	0.00	0.00	0.00	0.00	0.00	0.00	0.00	0.00	0.00			
Disbursements effected through outright deduction from claims (claims property)	0.00	0.00	0.00	0.00	0.00	0.00	0.00	0.00	0.00	0.00	0.00	0.00	0.00	0.00	0.00	0.00	0.00	0.00	0.00	0.00	0.00	0.00	0.00	0.00	0.00	0.00	0.00	0.00	0.00		
Overpayment of expenses (e.g. personal benefits)	0.00	0.00	0.00	0.00	0.00	0.00	0.00	0.00	0.00	0.00	0.00	0.00	0.00	0.00	0.00	0.00	0.00	0.00	0.00	0.00	0.00	0.00	0.00	0.00	0.00	0.00	0.00	0.00	0.00		
Restitution for loss of government property	0.00	0.00	0.00	0.00	0.00	0.00	0.00	0.00	0.00	0.00	0.00	0.00	0.00	0.00	0.00	0.00	0.00	0.00	0.00	0.00	0.00	0.00	0.00	0.00	0.00	0.00	0.00	0.00	0.00		
Liquidated damages and similar claims	0.00	0.00	0.00	0.00	0.00	0.00	0.00	0.00	0.00	0.00	0.00	0.00	0.00	0.00	0.00	0.00	0.00	0.00	0.00	0.00	0.00	0.00	0.00	0.00	0.00	0.00	0.00	0.00	0.00		
Others (e.g. TEF, BTI, Docs Stamp, etc.)	0.00	0.00	0.00	0.00	0.00	0.00	0.00	0.00	0.00	0.00	0.00	0.00	0.00	0.00	0.00	0.00	0.00	0.00	0.00	0.00	0.00	0.00	0.00	0.00	0.00	0.00	0.00	0.00	0.00		
Adjustment (e.g. cancelled/invalid checks)	0.00	0.00	0.00	0.00	0.00	0.00	0.00	0.00	0.00	0.00	0.00	0.00	0.00	0.00	0.00	0.00	0.00	0.00	0.00	0.00	0.00	0.00	0.00	0.00	0.00	0.00	0.00	0.00	0.00		
Balance of Disbursement Authorities as at date	0.00	0.00	0.00	0.00	0.00	0.00	0.00	0.00	0.00	0.00	0.00	0.00	0.00	0.00	0.00	0.00	0.00	0.00	0.00	0.00	0.00	0.00	0.00	0.00	0.00	0.00	0.00	0.00	0.00		
Total Disbursements Program	0.00	0.00	0.00	0.00	0.00	0.00	0.00	0.00	0.00	0.00	0.00	0.00	0.00	0.00	0.00	0.00	0.00	0.00	0.00	0.00	0.00	0.00	0.00	0.00	0.00	0.00	0.00	0.00	0.00		
Less: Actual Disbursements	0.00	0.00	0.00	0.00	0.00	0.00	0.00	0.00	0.00	0.00	0.00	0.00	0.00	0.00	0.00	0.00	0.00	0.00	0.00	0.00	0.00	0.00	0.00	0.00	0.00	0.00	0.00	0.00	0.00		
(Over)Under spending	0.00	0.00	0.00	0.00	0.00	0.00	0.00	0.00	0.00	0.00	0.00	0.00	0.00	0.00	0.00	0.00	0.00	0.00	0.00	0.00	0.00	0.00	0.00	0.00	0.00	0.00	0.00	0.00	0.00		
Notes: * The use of NTA is discouraged																															
Notes: ** Amounts should tally with the grand total disbursement (column 27).																															
Certified Correct:																															
Date:																															

Particulars	Previous Report (2)	This Month (3)	As at Date (4)
Total Disbursement Authorities Received	0.00	0.00	0.00
NCA	0.00	0.00	0.00
NTA	0.00	0.00	0.00
Working Fund	0.00	0.00	0.00
TRA	0.00	0.00	0.00
CDC	0.00	0.00	0.00
NCAA	0.00	0.00	0.00
Less: Notice of Transfer of Allocations (NTA) Issued	0.00	0.00	0.00
Total Disbursement Authorities Available	0.00	0.00	0.00
Less:	0.00	0.00	0.00
Lapsed NCA	0.00	0.00	0.00
Disbursements	0.00	0.00	0.00
Less: Other Non-Cash Disbursements	0.00	0.00	0.00
Disbursements effected through outright deductions from claims	0.00	0.00	0.00
Overpayment of expenses (e.g. personal benefits)	0.00	0.00	0.00
Restitution for loss of government property	0.00	0.00	0.00
Liquidated damages and similar claims	0.00	0.00	0.00
Others (e.g. TEF, BTI, Docs Stamp, etc.)	0.00	0.00	0.00
Adjustment (e.g. cancelled/invalid checks)	0.00	0.00	0.00
Balance of Disbursement Authorities as at date	0.00	0.00	0.00
Total Disbursements Program	0.00	0.00	0.00
Less: Actual Disbursements	0.00	0.00	0.00
(Over)Under spending	0.00	0.00	0.00

Recommending Approval: 
Date:

Approved By: 
Date:

MONTHLY REPORT OF DISBURSEMENTS
For the month of December 2020

Department : State Universities and Colleges (SUCs)
Agency/Entity : Don Honorio Ventura Technological State University
Operating Unit : < not applicable >
Organization Code : 08 031 000000
Fund Cluster : 01 Regular Agency Fund

Particulars	Current Year Budget					Prior Year's Budget					Current Year's Accounts Payable					BUB-TOTAL	Trust Liabilities				Grand Total					Remarks		
	PS	MOOE	FinEx	CO	TOTAL	PS	MOOE	FinEx	CO	Sub-Total	PS	MOOE	FinEx	CO	Sub-Total		TOTAL	PS	MOOE	CO	TOTAL	PS	MOOE	FinEx	CO		TOTAL	
1	2	3	4	5	6=(2+3+4+5)	7	8	9	10	11=(7+8+9+10)	12	13	14	15	16=(12+13+14+15)	17=(11+16)	18=(6+17)	19	20	21	22=(19+20+21)	23	24	25	26	27=(23+24+25+26)	28	
CASH DISBURSEMENTS	46,990,689.18	6,511,946.69	0.00	0.00	53,502,635.87	0.00	0.00	0.00	6,783,890.00	6,783,890.00	0.00	0.00	0.00	0.00	6,783,890.00	60,286,505.87	0.00	0.00	0.00	0.00	46,990,689.18	6,511,946.69	0.00	0.00	6,783,890.00	60,286,505.87		
Notice of Cash Allocation (NCA)	46,990,689.18	6,511,946.69	0.00	0.00	53,502,635.87	0.00	0.00	0.00	6,783,890.00	6,783,890.00	0.00	0.00	0.00	0.00	6,783,890.00	60,286,505.87	0.00	0.00	0.00	0.00	46,990,689.18	6,511,946.69	0.00	0.00	6,783,890.00	60,286,505.87		
MDI Check Issued	9,715,895.86	6,218,627.12	0.00	0.00	15,934,522.98	0.00	0.00	0.00	6,783,890.00	6,783,890.00	0.00	0.00	0.00	0.00	6,783,890.00	22,718,412.98	0.00	0.00	0.00	0.00	9,715,895.86	6,218,627.12	0.00	0.00	6,783,890.00	22,718,412.98		
Advice to Debit Account	37,274,773.32	293,319.57	0.00	0.00	37,568,092.89	0.00	0.00	0.00	0.00	0.00	0.00	0.00	0.00	0.00	0.00	37,568,092.89	0.00	0.00	0.00	0.00	37,274,773.32	293,319.57	0.00	0.00	0.00	37,568,092.89		
Notice of Transfer Allocations (NTA)	0.00	0.00	0.00	0.00	0.00	0.00	0.00	0.00	0.00	0.00	0.00	0.00	0.00	0.00	0.00	0.00	0.00	0.00	0.00	0.00	0.00	0.00	0.00	0.00	0.00	0.00		
MDI Check Issued	0.00	0.00	0.00	0.00	0.00	0.00	0.00	0.00	0.00	0.00	0.00	0.00	0.00	0.00	0.00	0.00	0.00	0.00	0.00	0.00	0.00	0.00	0.00	0.00	0.00	0.00	0.00	
Advice to Debit Account	0.00	0.00	0.00	0.00	0.00	0.00	0.00	0.00	0.00	0.00	0.00	0.00	0.00	0.00	0.00	0.00	0.00	0.00	0.00	0.00	0.00	0.00	0.00	0.00	0.00	0.00	0.00	
Working Fund for FAPs	0.00	0.00	0.00	0.00	0.00	0.00	0.00	0.00	0.00	0.00	0.00	0.00	0.00	0.00	0.00	0.00	0.00	0.00	0.00	0.00	0.00	0.00	0.00	0.00	0.00	0.00	0.00	
Cash Disbursement Ceiling (CDC)	0.00	0.00	0.00	0.00	0.00	0.00	0.00	0.00	0.00	0.00	0.00	0.00	0.00	0.00	0.00	0.00	0.00	0.00	0.00	0.00	0.00	0.00	0.00	0.00	0.00	0.00	0.00	
TOTAL CASH DISBURSEMENTS	46,990,689.18	6,511,946.69	0.00	0.00	53,502,635.87	0.00	0.00	0.00	6,783,890.00	6,783,890.00	0.00	0.00	0.00	0.00	6,783,890.00	60,286,505.87	0.00	0.00	0.00	0.00	46,990,689.18	6,511,946.69	0.00	0.00	6,783,890.00	60,286,505.87		
NON-CASH DISBURSEMENTS	2,337,407.70	734,507.87	0.00	0.00	3,071,915.57	0.00	0.00	0.00	739,112.16	739,112.16	0.00	0.00	0.00	0.00	739,112.16	3,811,027.73	0.00	0.00	0.00	0.00	2,337,407.70	734,507.87	0.00	0.00	739,112.16	3,811,027.73		
Tax Refund Advance Issued (TRA)	2,337,407.70	734,507.87	0.00	0.00	3,071,915.57	0.00	0.00	0.00	739,112.16	739,112.16	0.00	0.00	0.00	0.00	739,112.16	3,811,027.73	0.00	0.00	0.00	0.00	2,337,407.70	734,507.87	0.00	0.00	739,112.16	3,811,027.73		
Non-Cash Availment Authority (NCAA)	0.00	0.00	0.00	0.00	0.00	0.00	0.00	0.00	0.00	0.00	0.00	0.00	0.00	0.00	0.00	0.00	0.00	0.00	0.00	0.00	0.00	0.00	0.00	0.00	0.00	0.00	0.00	
Disbursements effected through outright deductions from claims (e.g. proceeds, personal benefits)	0.00	0.00	0.00	0.00	0.00	0.00	0.00	0.00	0.00	0.00	0.00	0.00	0.00	0.00	0.00	0.00	0.00	0.00	0.00	0.00	0.00	0.00	0.00	0.00	0.00	0.00	0.00	
Overpayment of expenses (e.g. Resubstitution for loss of government property, liquidated damages and similar claims)	0.00	0.00	0.00	0.00	0.00	0.00	0.00	0.00	0.00	0.00	0.00	0.00	0.00	0.00	0.00	0.00	0.00	0.00	0.00	0.00	0.00	0.00	0.00	0.00	0.00	0.00	0.00	
Others (e.g. TEF, BT, Docs Stamp, etc.)	0.00	0.00	0.00	0.00	0.00	0.00	0.00	0.00	0.00	0.00	0.00	0.00	0.00	0.00	0.00	0.00	0.00	0.00	0.00	0.00	0.00	0.00	0.00	0.00	0.00	0.00	0.00	
Adjustments (e.g. cancelled/voided checks)	0.00	0.00	0.00	0.00	0.00	0.00	0.00	0.00	0.00	0.00	0.00	0.00	0.00	0.00	0.00	0.00	0.00	0.00	0.00	0.00	0.00	0.00	0.00	0.00	0.00	0.00	0.00	
Balance of Disbursement Authorities as at date	0.00	0.00	0.00	0.00	0.00	0.00	0.00	0.00	0.00	0.00	0.00	0.00	0.00	0.00	0.00	0.00	0.00	0.00	0.00	0.00	0.00	0.00	0.00	0.00	0.00	0.00	0.00	
TOTAL NON-CASH DISBURSEMENTS	2,337,407.70	734,507.87	0.00	0.00	3,071,915.57	0.00	0.00	0.00	739,112.16	739,112.16	0.00	0.00	0.00	0.00	739,112.16	3,811,027.73	0.00	0.00	0.00	0.00	2,337,407.70	734,507.87	0.00	0.00	739,112.16	3,811,027.73		
GRAND TOTAL	49,328,076.88	7,246,454.56	0.00	0.00	56,574,531.44	0.00	0.00	0.00	7,523,002.16	7,523,002.16	0.00	0.00	0.00	0.00	7,523,002.16	64,097,533.60	0.00	0.00	0.00	0.00	49,328,076.88	7,246,454.56	0.00	0.00	7,523,002.16	64,097,533.60		

Particulars	Previous Report	This Month	As at Date
(1)	(2)	(3)	(4)
Total Disbursement Authorities Received	0.00	0.00	0.00
NCA	0.00	0.00	0.00
NTA	0.00	0.00	0.00
Working Fund	0.00	0.00	0.00
TRA	0.00	0.00	0.00
CDC	0.00	0.00	0.00
NCAA	0.00	0.00	0.00
Less: Notice of Transfer of Allocations (NTA) issued	0.00	0.00	0.00
Total Disbursement Authorities Available	0.00	0.00	0.00
Less:	0.00	0.00	0.00
Lapsed NCA	0.00	0.00	0.00
Disbursements	0.00	0.00	0.00
Less: Other Non-Cash Disbursements	0.00	0.00	0.00
Disbursements effected through outright deductions from claims	0.00	0.00	0.00
Overpayment of expenses (e.g. personnel benefits)	0.00	0.00	0.00
Resubstitution for loss of government property	0.00	0.00	0.00
Liquidated damages and similar claims	0.00	0.00	0.00
Others (e.g. TEF, BT, Docs Stamp, etc.)	0.00	0.00	0.00
Adjustments (e.g. cancelled/voided checks)	0.00	0.00	0.00
Balance of Disbursement Authorities as at date	0.00	0.00	0.00
Total Disbursements Program	0.00	0.00	0.00
Less: Actual Disbursements	0.00	0.00	0.00
(Over)/Under spending	0.00	0.00	0.00


Notes: * The use of NTA is discouraged
Notes: ** Amounts should tally with the grand total disbursement (column 27).

Certified Correct

JOSEPH IAN P. QUINTU
Accountant IV
Date: 2021-01-21 21:31:10.0

Recommended Approval

LUIS M. LANSANG, DPA
Chief Administrative Officer
Date: 2021-01-21 21:33:34.0

Approved By:

ENRIQUE G. MARKING, ED.D.
SUC President III
Date: 2021-01-21 21:36: