

STATEMENT OF APPROPRIATIONS, ALLOTMENTS, OBLIGATIONS, DISBURSEMENTS AND BALANCES
As at the Quarter Ending March 31, 2021

Department : State Universities and Colleges (SUCs)
 Agency/Entity : Don Honorio Ventura Technological State University
 Operating Unit : < not applicable >
 Organization Code (UACS) : 08 031 0000000
 Fund Cluster : 01 Regular Agency Fund
 (e.g. UACS Fund Cluster: 01-Regular Agency Fund, 02-Foreign Assisted Projects Fund, 03-Special Account-Locally Funded/Domestic Grants Fund, and 04-Special Account-Foreign Assisted/Foreign Grants Fund)

X	Current Year Appropriations
	Supplemental Appropriations
	Continuing Appropriations

Particulars	UACS CODE	Appropriations			Allotments					Current Year Obligations					Current Year Disbursements					Balances			
		Authorized Appropriations	(Transfer To/From, Modifications/)	Adjusted Appropriations	Allotments Received	Adjustments (Reductions, Modifications/)	Transfer To	Transfer From	Adjusted Total Allotments	1st Quarter Ending March 31	2nd Quarter Ending June 30	3rd Quarter Ending Sept. 30	4th Quarter Ending Dec. 31	TOTAL	1st Quarter Ending March 31	2nd Quarter Ending June 30	3rd Quarter Ending Sept. 30	4th Quarter Ending Dec. 31	TOTAL	Unreleased Appro	Unobligated Allotments	Unpaid Obligations	
																						Due and Demandable	Not Yet Due and Demandable
1	2	3	4	5=(3+4)	6	7	8	9	10=[(6+(-)7)-8+9]	11	12	13	14	15=(11+12+13+14)	16	17	18	19	20=(16+17+18+19)	21	22	23	24
I. Agency Specific Budget		403,061,000.00	0.00	403,061,000.00	396,045,000.00	0.00	0.00	0.00	396,045,000.00	61,022,590.81	0.00	0.00	0.00	61,022,590.81	60,924,800.81	0.00	0.00	0.00	60,924,800.81	7,016,000.00	335,022,409.19	0.00	97,790.00
General Administration and Support	100000000000000000	62,916,000.00	0.00	62,916,000.00	56,900,000.00	0.00	0.00	0.00	56,900,000.00	7,155,478.90	0.00	0.00	0.00	7,155,478.90	7,155,478.90	0.00	0.00	0.00	7,155,478.90	6,016,000.00	49,744,521.10	0.00	0.00
General Management and Supervision	1000001000001000	55,218,000.00	0.00	55,218,000.00	55,218,000.00	0.00	0.00	0.00	55,218,000.00	7,008,135.58	0.00	0.00	0.00	7,008,135.58	7,008,135.58	0.00	0.00	0.00	7,008,135.58	0.00	48,209,864.42	0.00	0.00
PS		35,776,000.00	0.00	35,776,000.00	35,776,000.00	0.00	0.00	0.00	35,776,000.00	6,556,787.74	0.00	0.00	0.00	6,556,787.74	6,556,787.74	0.00	0.00	0.00	6,556,787.74	0.00	29,219,212.26	0.00	0.00
MOOE		19,442,000.00	0.00	19,442,000.00	19,442,000.00	0.00	0.00	0.00	19,442,000.00	451,347.84	0.00	0.00	0.00	451,347.84	451,347.84	0.00	0.00	0.00	451,347.84	0.00	18,990,652.16	0.00	0.00
Administration of Personnel Benefits	1000001000002000	7,698,000.00	0.00	7,698,000.00	1,682,000.00	0.00	0.00	0.00	1,682,000.00	147,343.32	0.00	0.00	0.00	147,343.32	147,343.32	0.00	0.00	0.00	147,343.32	6,016,000.00	1,534,656.68	0.00	0.00
PS		7,698,000.00	0.00	7,698,000.00	1,682,000.00	0.00	0.00	0.00	1,682,000.00	147,343.32	0.00	0.00	0.00	147,343.32	147,343.32	0.00	0.00	0.00	147,343.32	6,016,000.00	1,534,656.68	0.00	0.00
Sub-Total, General Administration and Support		62,916,000.00	0.00	62,916,000.00	56,900,000.00	0.00	0.00	0.00	56,900,000.00	7,155,478.90	0.00	0.00	0.00	7,155,478.90	7,155,478.90	0.00	0.00	0.00	7,155,478.90	6,016,000.00	49,744,521.10	0.00	0.00
PS		43,474,000.00	0.00	43,474,000.00	37,458,000.00	0.00	0.00	0.00	37,458,000.00	6,704,131.06	0.00	0.00	0.00	6,704,131.06	6,704,131.06	0.00	0.00	0.00	6,704,131.06	6,016,000.00	30,753,868.94	0.00	0.00
MOOE		19,442,000.00	0.00	19,442,000.00	19,442,000.00	0.00	0.00	0.00	19,442,000.00	451,347.84	0.00	0.00	0.00	451,347.84	451,347.84	0.00	0.00	0.00	451,347.84	0.00	18,990,652.16	0.00	0.00
FinEx (if Applicable)		0.00	0.00	0.00	0.00	0.00	0.00	0.00	0.00	0.00	0.00	0.00	0.00	0.00	0.00	0.00	0.00	0.00	0.00	0.00	0.00	0.00	0.00
CO		0.00	0.00	0.00	0.00	0.00	0.00	0.00	0.00	0.00	0.00	0.00	0.00	0.00	0.00	0.00	0.00	0.00	0.00	0.00	0.00	0.00	0.00
Support to Operations	200000000000000000	9,337,000.00	0.00	9,337,000.00	9,337,000.00	0.00	0.00	0.00	9,337,000.00	1,355,000.88	0.00	0.00	0.00	1,355,000.88	1,355,000.88	0.00	0.00	0.00	1,355,000.88	0.00	7,981,999.12	0.00	0.00
Auxiliary Services	2000001000001000	9,337,000.00	0.00	9,337,000.00	9,337,000.00	0.00	0.00	0.00	9,337,000.00	1,355,000.88	0.00	0.00	0.00	1,355,000.88	1,355,000.88	0.00	0.00	0.00	1,355,000.88	0.00	7,981,999.12	0.00	0.00
PS		6,242,000.00	0.00	6,242,000.00	6,242,000.00	0.00	0.00	0.00	6,242,000.00	1,112,638.22	0.00	0.00	0.00	1,112,638.22	1,112,638.22	0.00	0.00	0.00	1,112,638.22	0.00	5,129,361.78	0.00	0.00
MOOE		3,095,000.00	0.00	3,095,000.00	3,095,000.00	0.00	0.00	0.00	3,095,000.00	242,362.66	0.00	0.00	0.00	242,362.66	242,362.66	0.00	0.00	0.00	242,362.66	0.00	2,852,637.34	0.00	0.00
Sub-Total, Support to Operations		9,337,000.00	0.00	9,337,000.00	9,337,000.00	0.00	0.00	0.00	9,337,000.00	1,355,000.88	0.00	0.00	0.00	1,355,000.88	1,355,000.88	0.00	0.00	0.00	1,355,000.88	0.00	7,981,999.12	0.00	0.00
PS		6,242,000.00	0.00	6,242,000.00	6,242,000.00	0.00	0.00	0.00	6,242,000.00	1,112,638.22	0.00	0.00	0.00	1,112,638.22	1,112,638.22	0.00	0.00	0.00	1,112,638.22	0.00	5,129,361.78	0.00	0.00
MOOE		3,095,000.00	0.00	3,095,000.00	3,095,000.00	0.00	0.00	0.00	3,095,000.00	242,362.66	0.00	0.00	0.00	242,362.66	242,362.66	0.00	0.00	0.00	242,362.66	0.00	2,852,637.34	0.00	0.00
FinEx (if Applicable)		0.00	0.00	0.00	0.00	0.00	0.00	0.00	0.00	0.00	0.00	0.00	0.00	0.00	0.00	0.00	0.00	0.00	0.00	0.00	0.00	0.00	0.00
CO		0.00	0.00	0.00	0.00	0.00	0.00	0.00	0.00	0.00	0.00	0.00	0.00	0.00	0.00	0.00	0.00	0.00	0.00	0.00	0.00	0.00	0.00
Operations	300000000000000000	330,808,000.00	0.00	330,808,000.00	329,808,000.00	0.00	0.00	0.00	329,808,000.00	52,512,111.03	0.00	0.00	0.00	52,512,111.03	52,414,321.03	0.00	0.00	0.00	52,414,321.03	1,000,000.00	277,295,888.97	0.00	97,790.00
OO : Relevant and quality tertiary education ensured to achieve inclusive growth and access of poor but		300,590,000.00	0.00	300,590,000.00	299,590,000.00	0.00	0.00	0.00	299,590,000.00	41,807,831.88	0.00	0.00	0.00	41,807,831.88	41,710,041.88	0.00	0.00	0.00	41,710,041.88	1,000,000.00	257,782,168.12	0.00	97,790.00
HIGHER EDUCATION PROGRAM		300,590,000.00	0.00	300,590,000.00	299,590,000.00	0.00	0.00	0.00	299,590,000.00	41,807,831.88	0.00	0.00	0.00	41,807,831.88	41,710,041.88	0.00	0.00	0.00	41,710,041.88	1,000,000.00	257,782,168.12	0.00	97,790.00
Provision of Higher Education Services	3101001000003000	237,056,000.00	0.00	237,056,000.00	237,056,000.00	0.00	0.00	0.00	237,056,000.00	41,807,831.88	0.00	0.00	0.00	41,807,831.88	41,710,041.88	0.00	0.00	0.00	41,710,041.88	0.00	195,248,168.12	0.00	97,790.00

Department : State Universities and Colleges (SUCs)

Agency/Entity : Don Honorio Ventura Technological State University

Operating Unit : < not applicable >

Organization Code (UACS) : 08 031 0000000

Fund Cluster : 01 Regular Agency Fund

(e.g. UACS Fund Cluster: 01-Regular Agency Fund, 02-Foreign Assisted Projects Fund, 03-Special Account-Locally Funded/Domestic Grants Fund, and 04-Special Account-Foreign Assisted/Foreign Grants Fund)

X	Current Year Appropriations
	Supplemental Appropriations
	Continuing Appropriations

Particulars	UACS CODE	Appropriations			Allotments						Current Year Obligations					Current Year Disbursements					Balances			
		Authorized Appropriations	(Transfer To/From, Modifications)	Adjusted Appropriations	Allotments Received	Adjustments (Reductions, Modifications)	Transfer To	Transfer From	Adjusted Total Allotments	1st Quarter Ending March 31	2nd Quarter Ending June 30	3rd Quarter Ending Sept. 30	4th Quarter Ending Dec. 31	TOTAL	1st Quarter Ending March 31	2nd Quarter Ending June 30	3rd Quarter Ending Sept. 30	4th Quarter Ending Dec. 31	TOTAL	Unreleased Appro	Unobligated Allotments	Unpaid Obligations		
																						Due and Demandable	Not Yet Due and Demandable	
1	2	3	4	5=(3+4)	6	7	8	9	10=[(6+(-)7)-8+9]	11	12	13	14	15=(11+12+13+14)	16	17	18	19	20=(16+17+18+19)	21	22	23	24	
PS		207,359,000.00	0.00	207,359,000.00	207,359,000.00	0.00	0.00	0.00	207,359,000.00	39,853,398.54	0.00	0.00	0.00	39,853,398.54	39,853,398.54	0.00	0.00	0.00	39,853,398.54	0.00	167,505,601.46	0.00	0.00	
MOOE		29,697,000.00	0.00	29,697,000.00	29,697,000.00	0.00	0.00	0.00	29,697,000.00	1,954,433.34	0.00	0.00	0.00	1,954,433.34	1,856,643.34	0.00	0.00	0.00	1,856,643.34	0.00	27,742,566.66	0.00	97,790.00	
Project(s)		63,534,000.00	0.00	63,534,000.00	62,534,000.00	0.00	0.00	0.00	62,534,000.00	0.00	0.00	0.00	0.00	0.00	0.00	0.00	0.00	0.00	0.00	1,000,000.00	62,534,000.00	0.00	0.00	
Locally-Funded Project(s)		63,534,000.00	0.00	63,534,000.00	62,534,000.00	0.00	0.00	0.00	62,534,000.00	0.00	0.00	0.00	0.00	0.00	0.00	0.00	0.00	0.00	0.00	1,000,000.00	62,534,000.00	0.00	0.00	
Conduct of Activities for Sports and Culture Development	310100200013000	500,000.00	0.00	500,000.00	0.00	0.00	0.00	0.00	0.00	0.00	0.00	0.00	0.00	0.00	0.00	0.00	0.00	0.00	0.00	500,000.00	0.00	0.00	0.00	
MOOE		500,000.00	0.00	500,000.00	0.00	0.00	0.00	0.00	0.00	0.00	0.00	0.00	0.00	0.00	0.00	0.00	0.00	0.00	0.00	500,000.00	0.00	0.00	0.00	
Conversion (Replacement) of One-Storey Engineering and Architecture Annex Building into Three-Storey CEA	310100200014000	47,000,000.00	0.00	47,000,000.00	47,000,000.00	0.00	0.00	0.00	47,000,000.00	0.00	0.00	0.00	0.00	0.00	0.00	0.00	0.00	0.00	0.00	0.00	47,000,000.00	0.00	0.00	
CO		47,000,000.00	0.00	47,000,000.00	47,000,000.00	0.00	0.00	0.00	47,000,000.00	0.00	0.00	0.00	0.00	0.00	0.00	0.00	0.00	0.00	0.00	0.00	47,000,000.00	0.00	0.00	
Conversion (Replacement) of One-Storey Supply and Procurement Office into Three-Storey Building, Main	310100200015000	15,534,000.00	0.00	15,534,000.00	15,534,000.00	0.00	0.00	0.00	15,534,000.00	0.00	0.00	0.00	0.00	0.00	0.00	0.00	0.00	0.00	0.00	0.00	15,534,000.00	0.00	0.00	
CO		15,534,000.00	0.00	15,534,000.00	15,534,000.00	0.00	0.00	0.00	15,534,000.00	0.00	0.00	0.00	0.00	0.00	0.00	0.00	0.00	0.00	0.00	0.00	15,534,000.00	0.00	0.00	
ICT Connection and Other Equipment	310100200016000	500,000.00	0.00	500,000.00	0.00	0.00	0.00	0.00	0.00	0.00	0.00	0.00	0.00	0.00	0.00	0.00	0.00	0.00	0.00	500,000.00	0.00	0.00	0.00	
MOOE		500,000.00	0.00	500,000.00	0.00	0.00	0.00	0.00	0.00	0.00	0.00	0.00	0.00	0.00	0.00	0.00	0.00	0.00	0.00	500,000.00	0.00	0.00	0.00	
OO: Higher education research improved to promote economic productivity and innovation		27,099,000.00	0.00	27,099,000.00	27,099,000.00	0.00	0.00	0.00	27,099,000.00	10,465,684.17	0.00	0.00	0.00	10,465,684.17	10,465,684.17	0.00	0.00	0.00	10,465,684.17	0.00	16,633,315.83	0.00	0.00	
ADVANCED EDUCATION PROGRAM		20,925,000.00	0.00	20,925,000.00	20,925,000.00	0.00	0.00	0.00	20,925,000.00	9,441,425.60	0.00	0.00	0.00	9,441,425.60	9,441,425.60	0.00	0.00	0.00	9,441,425.60	0.00	11,483,574.40	0.00	0.00	
Provision of Advanced Education Services	320100100001000	20,925,000.00	0.00	20,925,000.00	20,925,000.00	0.00	0.00	0.00	20,925,000.00	9,441,425.60	0.00	0.00	0.00	9,441,425.60	9,441,425.60	0.00	0.00	0.00	9,441,425.60	0.00	11,483,574.40	0.00	0.00	
PS		20,510,000.00	0.00	20,510,000.00	20,510,000.00	0.00	0.00	0.00	20,510,000.00	9,441,425.60	0.00	0.00	0.00	9,441,425.60	9,441,425.60	0.00	0.00	0.00	9,441,425.60	0.00	11,068,574.40	0.00	0.00	
MOOE		415,000.00	0.00	415,000.00	415,000.00	0.00	0.00	0.00	415,000.00	0.00	0.00	0.00	0.00	0.00	0.00	0.00	0.00	0.00	0.00	415,000.00	0.00	0.00	0.00	
RESEARCH PROGRAM		6,174,000.00	0.00	6,174,000.00	6,174,000.00	0.00	0.00	0.00	6,174,000.00	1,024,258.57	0.00	0.00	0.00	1,024,258.57	1,024,258.57	0.00	0.00	0.00	1,024,258.57	0.00	5,149,741.43	0.00	0.00	
Conduct of Research Services	320200100001000	6,174,000.00	0.00	6,174,000.00	6,174,000.00	0.00	0.00	0.00	6,174,000.00	1,024,258.57	0.00	0.00	0.00	1,024,258.57	1,024,258.57	0.00	0.00	0.00	1,024,258.57	0.00	5,149,741.43	0.00	0.00	
PS		4,338,000.00	0.00	4,338,000.00	4,338,000.00	0.00	0.00	0.00	4,338,000.00	653,073.00	0.00	0.00	0.00	653,073.00	653,073.00	0.00	0.00	0.00	653,073.00	0.00	3,684,927.00	0.00	0.00	
MOOE		1,836,000.00	0.00	1,836,000.00	1,836,000.00	0.00	0.00	0.00	1,836,000.00	371,185.57	0.00	0.00	0.00	371,185.57	371,185.57	0.00	0.00	0.00	371,185.57	0.00	1,464,814.43	0.00	0.00	
OO: Community engagement increased		3,119,000.00	0.00	3,119,000.00	3,119,000.00	0.00	0.00	0.00	3,119,000.00	238,594.98	0.00	0.00	0.00	238,594.98	238,594.98	0.00	0.00	0.00	238,594.98	0.00	2,880,405.02	0.00	0.00	
TECHNICAL ADVISORY EXTENSION PROGRAM		3,119,000.00	0.00	3,119,000.00	3,119,000.00	0.00	0.00	0.00	3,119,000.00	238,594.98	0.00	0.00	0.00	238,594.98	238,594.98	0.00	0.00	0.00	238,594.98	0.00	2,880,405.02	0.00	0.00	
Provision of Extension Services	330100100001000	3,119,000.00	0.00	3,119,000.00	3,119,000.00	0.00	0.00	0.00	3,119,000.00	238,594.98	0.00	0.00	0.00	238,594.98	238,594.98	0.00	0.00	0.00	238,594.98	0.00	2,880,405.02	0.00	0.00	
PS		1,903,000.00	0.00	1,903,000.00	1,903,000.00	0.00	0.00	0.00	1,903,000.00	222,474.98	0.00	0.00	0.00	222,474.98	222,474.98	0.00	0.00	0.00	222,474.98	0.00	1,680,525.02	0.00	0.00	
MOOE		1,216,000.00	0.00	1,216,000.00	1,216,000.00	0.00	0.00	0.00	1,216,000.00	16,120.00	0.00	0.00	0.00	16,120.00	16,120.00	0.00	0.00	0.00	16,120.00	0.00	1,199,880.00	0.00	0.00	

Department : State Universities and Colleges (SUCs)
 Agency/Entity : Don Honorio Ventura Technological State University
 Operating Unit : < not applicable >
 Organization Code (UACS) : 08 031 000000
 Fund Cluster : 01 Regular Agency Fund

X	Current Year Appropriations
	Supplemental Appropriations
	Continuing Appropriations

(e.g. UACS Fund Cluster: 01-Regular Agency Fund, 02-Foreign Assisted Projects Fund, 03-Special Account-Locally Funded/Domestic Grants Fund, and 04-Special Account-Foreign Assisted/Foreign Grants Fund)

Particulars	UACS CODE	Appropriations			Allotments					Current Year Obligations					Current Year Disbursements					Balances			
		Authorized Appropriations	(Transfer To/From, Modifications)	Adjusted Appropriations	Allotments Received	Adjustments (Reductions, Modifications)	Transfer To	Transfer From	Adjusted Total Allotments	1st Quarter Ending March 31	2nd Quarter Ending June 30	3rd Quarter Ending Sept. 30	4th Quarter Ending Dec. 31	TOTAL	1st Quarter Ending March 31	2nd Quarter Ending June 30	3rd Quarter Ending Sept. 30	4th Quarter Ending Dec. 31	TOTAL	Unreleased Appro	Unobligated Allotments	Unpaid Obligations	
																						Due and Demandable	Not Yet Due and Demandable
1	2	3	4	5=(3+4)	6	7	8	9	10=[(6+(-)7)-8+9]	11	12	13	14	15=(11+12+13+14)	16	17	18	19	20=(16+17+18+19)	21	22	23	24
Sub-Total, Operations		330,808,000.00	0.00	330,808,000.00	329,808,000.00	0.00	0.00	0.00	329,808,000.00	52,512,111.03	0.00	0.00	0.00	52,512,111.03	52,414,321.03	0.00	0.00	0.00	52,414,321.03	1,000,000.00	277,295,888.97	0.00	97,790.00
PS		234,110,000.00	0.00	234,110,000.00	234,110,000.00	0.00	0.00	0.00	234,110,000.00	50,170,372.12	0.00	0.00	0.00	50,170,372.12	50,170,372.12	0.00	0.00	0.00	50,170,372.12	0.00	183,939,627.88	0.00	0.00
MOOE		34,164,000.00	0.00	34,164,000.00	33,164,000.00	0.00	0.00	0.00	33,164,000.00	2,341,738.91	0.00	0.00	0.00	2,341,738.91	2,243,948.91	0.00	0.00	0.00	2,243,948.91	1,000,000.00	30,822,261.09	0.00	97,790.00
FinEx (if Applicable)		0.00	0.00	0.00	0.00	0.00	0.00	0.00	0.00	0.00	0.00	0.00	0.00	0.00	0.00	0.00	0.00	0.00	0.00	0.00	0.00	0.00	0.00
CO		62,534,000.00	0.00	62,534,000.00	62,534,000.00	0.00	0.00	0.00	62,534,000.00	0.00	0.00	0.00	0.00	0.00	0.00	0.00	0.00	0.00	0.00	0.00	62,534,000.00	0.00	0.00
Sub-Total, I. Agency Specific Budget		403,061,000.00	0.00	403,061,000.00	396,045,000.00	0.00	0.00	0.00	396,045,000.00	61,022,590.81	0.00	0.00	0.00	61,022,590.81	60,924,800.81	0.00	0.00	0.00	60,924,800.81	7,016,000.00	335,022,409.19	0.00	97,790.00
PS		283,826,000.00	0.00	283,826,000.00	277,810,000.00	0.00	0.00	0.00	277,810,000.00	57,987,141.40	0.00	0.00	0.00	57,987,141.40	57,987,141.40	0.00	0.00	0.00	57,987,141.40	6,016,000.00	219,822,858.60	0.00	0.00
MOOE		56,701,000.00	0.00	56,701,000.00	55,701,000.00	0.00	0.00	0.00	55,701,000.00	3,035,448.41	0.00	0.00	0.00	3,035,448.41	2,937,658.41	0.00	0.00	0.00	2,937,658.41	1,000,000.00	52,665,550.59	0.00	97,790.00
FinEx (if Applicable)		0.00	0.00	0.00	0.00	0.00	0.00	0.00	0.00	0.00	0.00	0.00	0.00	0.00	0.00	0.00	0.00	0.00	0.00	0.00	0.00	0.00	0.00
CO		62,534,000.00	0.00	62,534,000.00	62,534,000.00	0.00	0.00	0.00	62,534,000.00	0.00	0.00	0.00	0.00	0.00	0.00	0.00	0.00	0.00	0.00	0.00	62,534,000.00	0.00	0.00
II. Automatic Appropriations		22,456,000.00	0.00	22,456,000.00	22,456,000.00	0.00	0.00	0.00	22,456,000.00	5,519,046.48	0.00	0.00	0.00	5,519,046.48	5,519,046.48	0.00	0.00	0.00	5,519,046.48	0.00	16,936,953.52	0.00	0.00
Specific Budgets of National Government Agencies		22,456,000.00	0.00	22,456,000.00	22,456,000.00	0.00	0.00	0.00	22,456,000.00	5,519,046.48	0.00	0.00	0.00	5,519,046.48	5,519,046.48	0.00	0.00	0.00	5,519,046.48	0.00	16,936,953.52	0.00	0.00
Retirement and Life Insurance Premiums		22,456,000.00	0.00	22,456,000.00	22,456,000.00	0.00	0.00	0.00	22,456,000.00	5,519,046.48	0.00	0.00	0.00	5,519,046.48	5,519,046.48	0.00	0.00	0.00	5,519,046.48	0.00	16,936,953.52	0.00	0.00
PS		22,456,000.00	0.00	22,456,000.00	22,456,000.00	0.00	0.00	0.00	22,456,000.00	5,519,046.48	0.00	0.00	0.00	5,519,046.48	5,519,046.48	0.00	0.00	0.00	5,519,046.48	0.00	16,936,953.52	0.00	0.00
Sub-total II. Automatic Appropriations		22,456,000.00	0.00	22,456,000.00	22,456,000.00	0.00	0.00	0.00	22,456,000.00	5,519,046.48	0.00	0.00	0.00	5,519,046.48	5,519,046.48	0.00	0.00	0.00	5,519,046.48	0.00	16,936,953.52	0.00	0.00
PS		22,456,000.00	0.00	22,456,000.00	22,456,000.00	0.00	0.00	0.00	22,456,000.00	5,519,046.48	0.00	0.00	0.00	5,519,046.48	5,519,046.48	0.00	0.00	0.00	5,519,046.48	0.00	16,936,953.52	0.00	0.00
MOOE		0.00	0.00	0.00	0.00	0.00	0.00	0.00	0.00	0.00	0.00	0.00	0.00	0.00	0.00	0.00	0.00	0.00	0.00	0.00	0.00	0.00	0.00
FinEx		0.00	0.00	0.00	0.00	0.00	0.00	0.00	0.00	0.00	0.00	0.00	0.00	0.00	0.00	0.00	0.00	0.00	0.00	0.00	0.00	0.00	0.00
CO		0.00	0.00	0.00	0.00	0.00	0.00	0.00	0.00	0.00	0.00	0.00	0.00	0.00	0.00	0.00	0.00	0.00	0.00	0.00	0.00	0.00	0.00
III. Special Purpose Fund		0.00	9,534,135.00	9,534,135.00	0.00	9,534,135.00	0.00	0.00	9,534,135.00	9,494,426.92	0.00	0.00	0.00	9,494,426.92	9,494,426.92	0.00	0.00	0.00	9,494,426.92	0.00	39,708.08	0.00	0.00
Miscellaneous Personnel Benefits Fund		0.00	8,169,725.00	8,169,725.00	0.00	8,169,725.00	0.00	0.00	8,169,725.00	8,130,017.80	0.00	0.00	0.00	8,130,017.80	8,130,017.80	0.00	0.00	0.00	8,130,017.80	0.00	39,707.20	0.00	0.00
PS		0.00	8,169,725.00	8,169,725.00	0.00	8,169,725.00	0.00	0.00	8,169,725.00	8,130,017.80	0.00	0.00	0.00	8,130,017.80	8,130,017.80	0.00	0.00	0.00	8,130,017.80	0.00	39,707.20	0.00	0.00
Pension and Gratuity Fund		0.00	1,364,410.00	1,364,410.00	0.00	1,364,410.00	0.00	0.00	1,364,410.00	1,364,409.12	0.00	0.00	0.00	1,364,409.12	1,364,409.12	0.00	0.00	0.00	1,364,409.12	0.00	0.88	0.00	0.00
PS		0.00	1,364,410.00	1,364,410.00	0.00	1,364,410.00	0.00	0.00	1,364,410.00	1,364,409.12	0.00	0.00	0.00	1,364,409.12	1,364,409.12	0.00	0.00	0.00	1,364,409.12	0.00	0.88	0.00	0.00
Sub-Total III. Special Purpose Fund		0.00	9,534,135.00	9,534,135.00	0.00	9,534,135.00	0.00	0.00	9,534,135.00	9,494,426.92	0.00	0.00	0.00	9,494,426.92	9,494,426.92	0.00	0.00	0.00	9,494,426.92	0.00	39,708.08	0.00	0.00
PS		0.00	9,534,135.00	9,534,135.00	0.00	9,534,135.00	0.00	0.00	9,534,135.00	9,494,426.92	0.00	0.00	0.00	9,494,426.92	9,494,426.92	0.00	0.00	0.00	9,494,426.92	0.00	39,708.08	0.00	0.00
MOOE		0.00	0.00	0.00	0.00	0.00	0.00	0.00	0.00	0.00	0.00	0.00	0.00	0.00	0.00	0.00	0.00	0.00	0.00	0.00	0.00	0.00	0.00
FinEx		0.00	0.00	0.00	0.00	0.00	0.00	0.00	0.00	0.00	0.00	0.00	0.00	0.00	0.00	0.00	0.00	0.00	0.00	0.00	0.00	0.00	0.00
CO		0.00	0.00	0.00	0.00	0.00	0.00	0.00	0.00	0.00	0.00	0.00	0.00	0.00	0.00	0.00	0.00	0.00	0.00	0.00	0.00	0.00	0.00
IV. Reversion of the Unobligated Allotments charged against R.A. Nos. 11485 and 11494		0.00	0.00	0.00	0.00	0.00	0.00	0.00	0.00	0.00	0.00	0.00	0.00	0.00	0.00	0.00	0.00	0.00	0.00	0.00	0.00	0.00	0.00
GRAND TOTAL		425,517,000.00	9,534,135.00	435,051,135.00	418,501,000.00	9,534,135.00	0.00	0.00	428,035,135.00	76,036,064.21	0.00	0.00	0.00	76,036,064.21	75,938,274.21	0.00	0.00	0.00	75,938,274.21	7,016,000.00	351,999,070.79	0.00	97,790.00

Department : State Universities and Colleges (SUCs)

Agency/Entity : Don Honorio Ventura Technological State University

Operating Unit : < not applicable >


Organization Code (UACS) : 08 031 0000000

Fund Cluster : 01 Regular Agency Fund


(e.g. UACS Fund Cluster: 01-Regular Agency Fund, 02-Foreign Assisted Projects Fund, 03-Special Account-Locally Funded/Domestic Grants Fund, and 04-Special Account-Foreign Assisted/Foreign Grants Fund)

X	Current Year Appropriations
	Supplemental Appropriations
	Continuing Appropriations

Particulars	UACS CODE	Appropriations			Allotments					Current Year Obligations					Current Year Disbursements					Balances			
		Authorized Appropriations	(Transfer To/From, Modifications/)	Adjusted Appropriations	Allotments Received	Adjustments (Reductions, Modifications/)	Transfer To	Transfer From	Adjusted Total Allotments	1st Quarter Ending March 31	2nd Quarter Ending June 30	3rd Quarter Ending Sept. 30	4th Quarter Ending Dec. 31	TOTAL	1st Quarter Ending March 31	2nd Quarter Ending June 30	3rd Quarter Ending Sept. 30	4th Quarter Ending Dec. 31	TOTAL	Unreleased Appro	Unobligated Allotments	Unpaid Obligations	
																						Due and Demandable	Not Yet Due and Demandable
1	2	3	4	5=(3+4)	6	7	8	9	10=[(6+)-(7)-8+9]	11	12	13	14	15=(11+12+13+14)	16	17	18	19	20=(16+17+18+19)	21	22	23	24
PS		306,282,000.00	9,534,135.00	315,816,135.00	300,266,000.00	9,534,135.00	0.00	0.00	309,800,135.00	73,000,614.80	0.00	0.00	0.00	73,000,614.80	73,000,614.80	0.00	0.00	0.00	73,000,614.80	6,016,000.00	236,799,520.20	0.00	0.00
MOOE		56,701,000.00	0.00	56,701,000.00	55,701,000.00	0.00	0.00	0.00	55,701,000.00	3,035,449.41	0.00	0.00	0.00	3,035,449.41	2,937,659.41	0.00	0.00	0.00	2,937,659.41	1,000,000.00	52,665,550.59	0.00	97,790.00
CO		62,534,000.00	0.00	62,534,000.00	62,534,000.00	0.00	0.00	0.00	62,534,000.00	0.00	0.00	0.00	0.00	0.00	0.00	0.00	0.00	0.00	0.00	0.00	62,534,000.00	0.00	0.00
Recapitulation by OO:																							
I. Agency Specific Budget		330,808,000.00	0.00	330,808,000.00	329,808,000.00	0.00	0.00	0.00	329,808,000.00	52,512,111.03	0.00	0.00	0.00	52,512,111.03	52,414,321.03	0.00	0.00	0.00	52,414,321.03	1,000,000.00	277,295,889.97	0.00	97,790.00
HIGHER EDUCATION PROGRAM		300,590,000.00	0.00	300,590,000.00	299,590,000.00	0.00	0.00	0.00	299,590,000.00	41,807,831.88	0.00	0.00	0.00	41,807,831.88	41,710,041.88	0.00	0.00	0.00	41,710,041.88	1,000,000.00	257,782,168.12	0.00	97,790.00
ADVANCED EDUCATION PROGRAM		20,925,000.00	0.00	20,925,000.00	20,925,000.00	0.00	0.00	0.00	20,925,000.00	9,441,425.60	0.00	0.00	0.00	9,441,425.60	9,441,425.60	0.00	0.00	0.00	9,441,425.60	0.00	11,483,574.40	0.00	0.00
RESEARCH PROGRAM		6,174,000.00	0.00	6,174,000.00	6,174,000.00	0.00	0.00	0.00	6,174,000.00	1,024,258.57	0.00	0.00	0.00	1,024,258.57	1,024,258.57	0.00	0.00	0.00	1,024,258.57	0.00	5,149,741.43	0.00	0.00
TECHNICAL ADVISORY EXTENSION PROGRAM		3,119,000.00	0.00	3,119,000.00	3,119,000.00	0.00	0.00	0.00	3,119,000.00	238,594.98	0.00	0.00	0.00	238,594.98	238,594.98	0.00	0.00	0.00	238,594.98	0.00	2,880,405.02	0.00	0.00




Date:



Date:



Date:



Date: