

**STATEMENT OF APPROVED BUDGET, UTILIZATIONS, DISBURSEMENTS AND BALANCES  
(For Off-Budgetary Funds)**

**As at the Quarter Ending March 31, 2021**


Department : State Universities and Colleges (SUCs)  
 Agency/Entity : Don Honorio Ventura Technological State University  
 Operating Unit : < not applicable >  
 Organization Code (UACS) : 08 031 0000000  
 Fund Cluster : 05 Internally Generated Funds  
 (e.g. UACS Fund Cluster: 05-Internally Generated Funds and 06-Business Related Funds)


Particulars	UACS CODE	Approved Budget			Utilizations					Disbursements				Balances			
		Approved Budgeted Revenue	Adjustments (Reductions, Modifications/	Adjusted Budgeted Revenue	1st Quarter Ending March 31	2nd Quarter Ending June 30	3rd Quarter Ending Sept. 30	4th Quarter Ending Dec. 31	Total	1st Quarter Ending March 31	2nd Quarter Ending June 30	3rd Quarter Ending Sept. 30	4th Quarter Ending Dec. 31	TOTAL	Unutilized Budget	Unpaid Obligations	
																Due and Demandable	Not Yet Due and Demandable
1	2	3	4	5=(3+(-)4]	6	7	8	9	10=(6+7+8+9)	11	12	13	14	15=(11+12+13+14)	16=(5-10)	17	18
General Administration and Support	1000000000000000	286,110,909.15	0.00	286,110,909.15	16,041,570.94	0.00	0.00	0.00	16,041,570.94	11,700,011.70	0.00	0.00	0.00	11,700,011.70	270,069,338.21	0.00	4,341,559.24
General Management and Supervision	100000100001000	286,110,909.15	0.00	286,110,909.15	16,041,570.94	0.00	0.00	0.00	16,041,570.94	11,700,011.70	0.00	0.00	0.00	11,700,011.70	270,069,338.21	0.00	4,341,559.24
PS		61,722,620.00	0.00	61,722,620.00	9,027,099.08	0.00	0.00	0.00	9,027,099.08	9,016,031.08	0.00	0.00	0.00	9,016,031.08	52,695,520.92	0.00	11,068.00
MOOE		68,930,000.00	0.00	68,930,000.00	6,542,601.86	0.00	0.00	0.00	6,542,601.86	2,212,110.62	0.00	0.00	0.00	2,212,110.62	62,387,398.14	0.00	4,330,491.24
CO		155,458,289.15	0.00	155,458,289.15	471,870.00	0.00	0.00	0.00	471,870.00	471,870.00	0.00	0.00	0.00	471,870.00	154,986,419.15	0.00	0.00
Sub-Total, General Administration and Support		286,110,909.15	0.00	286,110,909.15	16,041,570.94	0.00	0.00	0.00	16,041,570.94	11,700,011.70	0.00	0.00	0.00	11,700,011.70	270,069,338.21	0.00	4,341,559.24
PS		61,722,620.00	0.00	61,722,620.00	9,027,099.08	0.00	0.00	0.00	9,027,099.08	9,016,031.08	0.00	0.00	0.00	9,016,031.08	52,695,520.92	0.00	11,068.00
MOOE		68,930,000.00	0.00	68,930,000.00	6,542,601.86	0.00	0.00	0.00	6,542,601.86	2,212,110.62	0.00	0.00	0.00	2,212,110.62	62,387,398.14	0.00	4,330,491.24
FinEx (if Applicable)		0.00	0.00	0.00	0.00	0.00	0.00	0.00	0.00	0.00	0.00	0.00	0.00	0.00	0.00	0.00	0.00
CO		155,458,289.15	0.00	155,458,289.15	471,870.00	0.00	0.00	0.00	471,870.00	471,870.00	0.00	0.00	0.00	471,870.00	154,986,419.15	0.00	0.00
Support to Operations	2000000000000000	14,000,000.00	0.00	14,000,000.00	20,906.00	0.00	0.00	0.00	20,906.00	20,906.00	0.00	0.00	0.00	20,906.00	13,979,094.00	0.00	0.00
Auxiliary Services	200000100001000	14,000,000.00	0.00	14,000,000.00	20,906.00	0.00	0.00	0.00	20,906.00	20,906.00	0.00	0.00	0.00	20,906.00	13,979,094.00	0.00	0.00
PS		1,000,000.00	0.00	1,000,000.00	20,906.00	0.00	0.00	0.00	20,906.00	20,906.00	0.00	0.00	0.00	20,906.00	979,094.00	0.00	0.00
MOOE		3,000,000.00	0.00	3,000,000.00	0.00	0.00	0.00	0.00	0.00	0.00	0.00	0.00	0.00	0.00	3,000,000.00	0.00	0.00
CO		10,000,000.00	0.00	10,000,000.00	0.00	0.00	0.00	0.00	0.00	0.00	0.00	0.00	0.00	0.00	10,000,000.00	0.00	0.00
Sub-Total, Support to Operations		14,000,000.00	0.00	14,000,000.00	20,906.00	0.00	0.00	0.00	20,906.00	20,906.00	0.00	0.00	0.00	20,906.00	13,979,094.00	0.00	0.00
PS		1,000,000.00	0.00	1,000,000.00	20,906.00	0.00	0.00	0.00	20,906.00	20,906.00	0.00	0.00	0.00	20,906.00	979,094.00	0.00	0.00
MOOE		3,000,000.00	0.00	3,000,000.00	0.00	0.00	0.00	0.00	0.00	0.00	0.00	0.00	0.00	0.00	3,000,000.00	0.00	0.00
FinEx (if Applicable)		0.00	0.00	0.00	0.00	0.00	0.00	0.00	0.00	0.00	0.00	0.00	0.00	0.00	0.00	0.00	0.00
CO		10,000,000.00	0.00	10,000,000.00	0.00	0.00	0.00	0.00	0.00	0.00	0.00	0.00	0.00	0.00	10,000,000.00	0.00	0.00
Operations	3000000000000000	449,853,880.00	0.00	449,853,880.00	42,808,745.95	0.00	0.00	0.00	42,808,745.95	25,610,796.32	0.00	0.00	0.00	25,610,796.32	407,045,134.05	0.00	17,197,949.63
OO : Relevant and quality tertiary education ensured to achieve inclusive growth and access of poor but deserving students to quality tertiary education increased	3100000000000000	415,525,300.00	0.00	415,525,300.00	42,533,479.95	0.00	0.00	0.00	42,533,479.95	25,335,530.32	0.00	0.00	0.00	25,335,530.32	372,991,820.05	0.00	17,197,949.63
HIGHER EDUCATION PROGRAM	3101000000000000	415,525,300.00	0.00	415,525,300.00	42,533,479.95	0.00	0.00	0.00	42,533,479.95	25,335,530.32	0.00	0.00	0.00	25,335,530.32	372,991,820.05	0.00	17,197,949.63
Provision of Higher Education Services	310100100003000	415,525,300.00	0.00	415,525,300.00	42,533,479.95	0.00	0.00	0.00	42,533,479.95	25,335,530.32	0.00	0.00	0.00	25,335,530.32	372,991,820.05	0.00	17,197,949.63
PS		28,500,000.00	0.00	28,500,000.00	3,888,032.34	0.00	0.00	0.00	3,888,032.34	3,888,032.34	0.00	0.00	0.00	3,888,032.34	24,611,967.66	0.00	0.00
MOOE		197,775,300.00	0.00	197,775,300.00	21,122,080.65	0.00	0.00	0.00	21,122,080.65	17,931,561.24	0.00	0.00	0.00	17,931,561.24	176,653,219.35	0.00	3,190,519.41


Department : State Universities and Colleges (SUCs)  
 Agency/Entity : Don Honorio Ventura Technological State University  
 Operating Unit : < not applicable >  
 Organization Code (UACS) : 08 031 0000000  
 Fund Cluster : 05 Internally Generated Funds


(e.g. UACS Fund Cluster: 05-Internally Generated Funds and 06-Business Related Funds)

Particulars	UACS CODE	Approved Budget			Utilizations					Disbursements					Balances		
		Approved Budgeted Revenue	Adjustments (Reductions, Modifications/)	Adjusted Budgeted Revenue	1st Quarter Ending March 31	2nd Quarter Ending June 30	3rd Quarter Ending Sept. 30	4th Quarter Ending Dec. 31	Total	1st Quarter Ending March 31	2nd Quarter Ending June 30	3rd Quarter Ending Sept. 30	4th Quarter Ending Dec. 31	TOTAL	Unutilized Budget	Unpaid Obligations	
																Due and Demandable	Not Yet Due and Demandable
1	2	3	4	5=[(3+(-)4)]	6	7	8	9	10=[(6+7+8+9)]	11	12	13	14	15=[(11+12+13+14)]	16=(5-10)	17	18
CO		189,250,000.00	0.00	189,250,000.00	17,523,366.96	0.00	0.00	0.00	17,523,366.96	3,515,936.74	0.00	0.00	0.00	3,515,936.74	171,726,633.04	0.00	14,007,430.22
OO : Higher education research improved to promote economic productivity and innovation	3200000000000000	21,328,580.00	0.00	21,328,580.00	194,266.00	0.00	0.00	0.00	194,266.00	194,266.00	0.00	0.00	0.00	194,266.00	21,134,314.00	0.00	0.00
RESEARCH PROGRAM	3202000000000000	21,328,580.00	0.00	21,328,580.00	194,266.00	0.00	0.00	0.00	194,266.00	194,266.00	0.00	0.00	0.00	194,266.00	21,134,314.00	0.00	0.00
Conduct of Research Services	320200100001000	21,328,580.00	0.00	21,328,580.00	194,266.00	0.00	0.00	0.00	194,266.00	194,266.00	0.00	0.00	0.00	194,266.00	21,134,314.00	0.00	0.00
PS		2,000,000.00	0.00	2,000,000.00	194,266.00	0.00	0.00	0.00	194,266.00	194,266.00	0.00	0.00	0.00	194,266.00	1,805,734.00	0.00	0.00
MOOE		9,328,580.00	0.00	9,328,580.00	0.00	0.00	0.00	0.00	0.00	0.00	0.00	0.00	0.00	0.00	9,328,580.00	0.00	0.00
CO		10,000,000.00	0.00	10,000,000.00	0.00	0.00	0.00	0.00	0.00	0.00	0.00	0.00	0.00	0.00	10,000,000.00	0.00	0.00
OO : Community engagement increased	3300000000000000	13,000,000.00	0.00	13,000,000.00	81,000.00	0.00	0.00	0.00	81,000.00	81,000.00	0.00	0.00	0.00	81,000.00	12,919,000.00	0.00	0.00
TECHNICAL ADVISORY EXTENSION PROGRAM	3301000000000000	13,000,000.00	0.00	13,000,000.00	81,000.00	0.00	0.00	0.00	81,000.00	81,000.00	0.00	0.00	0.00	81,000.00	12,919,000.00	0.00	0.00
Provision of Extension Services	3301000100001000	13,000,000.00	0.00	13,000,000.00	81,000.00	0.00	0.00	0.00	81,000.00	81,000.00	0.00	0.00	0.00	81,000.00	12,919,000.00	0.00	0.00
PS		1,000,000.00	0.00	1,000,000.00	81,000.00	0.00	0.00	0.00	81,000.00	81,000.00	0.00	0.00	0.00	81,000.00	919,000.00	0.00	0.00
MOOE		2,000,000.00	0.00	2,000,000.00	0.00	0.00	0.00	0.00	0.00	0.00	0.00	0.00	0.00	0.00	2,000,000.00	0.00	0.00
CO		10,000,000.00	0.00	10,000,000.00	0.00	0.00	0.00	0.00	0.00	0.00	0.00	0.00	0.00	0.00	10,000,000.00	0.00	0.00
Sub-Total, Operations		449,853,880.00	0.00	449,853,880.00	42,808,745.95	0.00	0.00	0.00	42,808,745.95	25,610,796.32	0.00	0.00	0.00	25,610,796.32	407,045,134.05	0.00	17,197,949.63
PS		31,500,000.00	0.00	31,500,000.00	4,163,298.34	0.00	0.00	0.00	4,163,298.34	4,163,298.34	0.00	0.00	0.00	4,163,298.34	27,336,701.66	0.00	0.00
MOOE		209,103,880.00	0.00	209,103,880.00	21,122,080.65	0.00	0.00	0.00	21,122,080.65	17,931,561.24	0.00	0.00	0.00	17,931,561.24	187,981,799.35	0.00	3,190,519.41
FinEx (if Applicable)		0.00	0.00	0.00	0.00	0.00	0.00	0.00	0.00	0.00	0.00	0.00	0.00	0.00	0.00	0.00	0.00
CO		209,250,000.00	0.00	209,250,000.00	17,523,366.96	0.00	0.00	0.00	17,523,366.96	3,515,936.74	0.00	0.00	0.00	3,515,936.74	191,726,633.04	0.00	14,007,430.22
GRAND TOTAL		749,964,789.15	0.00	749,964,789.15	58,871,222.89	0.00	0.00	0.00	58,871,222.89	37,331,714.02	0.00	0.00	0.00	37,331,714.02	691,093,566.26	0.00	21,539,508.87
PS		94,222,620.00	0.00	94,222,620.00	13,211,303.42	0.00	0.00	0.00	13,211,303.42	13,200,235.42	0.00	0.00	0.00	13,200,235.42	81,011,316.58	0.00	11,068.00
MOOE		281,033,880.00	0.00	281,033,880.00	27,664,682.51	0.00	0.00	0.00	27,664,682.51	20,143,671.86	0.00	0.00	0.00	20,143,671.86	253,369,197.49	0.00	7,521,010.65
FinEx (if Applicable)		0.00	0.00	0.00	0.00	0.00	0.00	0.00	0.00	0.00	0.00	0.00	0.00	0.00	0.00	0.00	0.00
CO		374,708,289.15	0.00	374,708,289.15	17,995,236.96	0.00	0.00	0.00	17,995,236.96	3,987,806.74	0.00	0.00	0.00	3,987,806.74	356,713,052.19	0.00	14,007,430.22

  
 \_\_\_\_\_  
 Date:

  
 \_\_\_\_\_  
 Date:

  
 \_\_\_\_\_  
 Date:

  
 \_\_\_\_\_  
 Date: